



T293 European Championship 2017

Larmor-Plage, Lorient - FRANCE



my live regatta

Results are final as of 16:37 on July 29, 2017

JUNIOR GIRL Class

Sailed: 12, Discards: 2, To count: 10, Entries: 41, Scoring system: WCR Appendix A

Rank	Class	NOC	Sailnumber	Name	YoB	Total	Nett	R1	R2	R3	R4	R5	R6	R7	R8	R9	R10	R11	R12
1	JUNIOR GIRL	ISR	235	Daniela Peleg	2004	43.0	25.0	3.0	4.0	1.0	(5.0)	1.0	1.0	3.0	4.0	(13.0)	3.0	3.0	2.0
2	JUNIOR GIRL	FRA	438	Mathilde Garandeau	2003	44.0	27.0	(7.0)	3.0	(10.0)	4.0	3.0	5.0	4.0	1.0	1.0	1.0	4.0	1.0
3	JUNIOR GIRL	ISR	396	Sharon Kantor	2003	49.0	34.0	2.0	(7.0)	2.0	1.0	6.0	2.0	7.0	5.0	4.0	(8.0)	2.0	3.0
4	JUNIOR GIRL	FRA	712	Manon Pianazza	2003	89.0	39.0	5.0	1.0	(42.0 UFD)	7.0	(8.0)	6.0	1.0	3.0	8.0	2.0	1.0	5.0
5	JUNIOR GIRL	ISR	910	Ella Benbenisti	2003	79.0	47.0	4.0	5.0	3.0	3.0	5.0	9.0	2.0	2.0	5.0	(18.0)	9.0	(14.0)
6	JUNIOR GIRL	RUS	13	Yana Reznikova	2003	115.0	51.0	1.0	2.0	(42.0 UFD)	2.0	7.0	3.0	10.0	9.0	3.0	(22.0)	7.0	7.0
7	JUNIOR GIRL	ISR	250	Gal Peretz	2003	77.0	55.0	8.0	(12.0)	8.0	9.0	2.0	4.0	6.0	6.0	2.0	4.0	(10.0)	6.0
8	JUNIOR GIRL	FRA	2388	Jade Bruche	2003	130.0	69.0	6.0	8.0	(42.0 UFD)	6.0	4.0	7.0	8.0	7.0	10.0	5.0	(19.0)	8.0
9	JUNIOR GIRL	ITA	85	Lavinia De Felici	2003	132.0	104.0	(13.0)	10.0	12.0	12.0	13.0	8.0	13.0	8.0	6.0	10.0	(15.0)	12.0
10	JUNIOR GIRL	POL	320	Karina Filip	2003	137.0	105.0	14.0	6.0	(16.0)	15.0	11.0	(16.0)	9.0	16.0	11.0	14.0	5.0	4.0
11	JUNIOR GIRL	ITA	110	Claudia Parolari	2004	152.0	111.0	15.0	(21.0)	15.0	16.0	(20.0)	12.0	5.0	11.0	7.0	6.0	8.0	16.0
12	JUNIOR GIRL	ITA	47	Matilde Fassio	2003	159.0	111.0	9.0	9.0	4.0	10.0	9.0	13.0	(22.0)	14.0	22.0	7.0	14.0	(26.0)
13	JUNIOR GIRL	RUS	77	Julia Kavalerschik	2003	170.0	128.0	10.0	13.0	14.0	14.0	10.0	11.0	(19.0)	17.0	9.0	15.0	(23.0)	15.0
14	JUNIOR GIRL	BLR	765	Jenia Sokolovskaja	2003	177.0	131.0	11.0	(25.0)	13.0	18.0	12.0	10.0	11.0	12.0	(21.0)	19.0	16.0	9.0
15	JUNIOR GIRL	FRA	369	Clara Chabannes	2003	179.0	131.0	12.0	11.0	6.0	8.0	16.0	17.0	21.0	(23.0)	(25.0)	9.0	12.0	19.0
16	JUNIOR GIRL	NOR	332	Mina Mobekk	2004	184.0	142.0	(21.0)	15.0	17.0	(21.0)	19.0	19.0	12.0	10.0	18.0	11.0	11.0	10.0
17	JUNIOR GIRL	BLR	713	Jana Lomats	2003	196.0	142.0	16.0	17.0	7.0	19.0	15.0	18.0	20.0	(22.0)	(32.0)	13.0	6.0	11.0
18	JUNIOR GIRL	ITA	25	Sofia Renna	2004	221.0	167.0	17.0	20.0	5.0	11.0	18.0	14.0	23.0	(27.0)	17.0	16.0	26.0	(27.0)
19	JUNIOR GIRL	FRA	606	Clemence Cochard	2003	253.0	189.0	24.0	18.0	(31.0)	(33.0)	24.0	21.0	14.0	19.0	16.0	12.0	17.0	24.0
20	JUNIOR GIRL	FRA	1777	Marion Couturier	2003	264.0	192.0	19.0	23.0	11.0	20.0	14.0	15.0	16.0	24.0	(30.0)	29.0	(42.0 DNC)	21.0
21	JUNIOR GIRL	FRA	479	Lea Chapeau	2003	250.0	195.0	22.0	(28.0)	23.0	25.0	22.0	(27.0)	15.0	13.0	12.0	25.0	21.0	17.0
22	JUNIOR GIRL	NOR	126	Oda Sverre	2004	267.0	196.0	(33.0)	14.0	22.0	(38.0)	30.0	20.0	17.0	21.0	14.0	32.0	13.0	13.0
23	JUNIOR GIRL	FRA	468	Zoe Chapeau	2003	276.0	216.0	(32.0)	19.0	24.0	27.0	27.0	(28.0)	18.0	20.0	19.0	26.0	18.0	18.0
24	JUNIOR GIRL	FRA	718	Orlane Calmon	2003	302.0	228.0	(42.0 DNF)	16.0	19.0	26.0	25.0	25.0	24.0	18.0	31.0	20.0	24.0	(32.0)
25	JUNIOR GIRL	ITA	2006	Anita Soncini	2006	304.0	230.0	18.0	27.0	9.0	17.0	(32.0)	30.0	31.0	25.0	23.0	27.0	(42.0 DNC)	23.0
26	JUNIOR GIRL	ITA	208	Cristina Nodari	2004	318.0	242.0	(42.0 DNF)	29.0	27.0	(34.0)	17.0	24.0	27.0	28.0	26.0	17.0	25.0	22.0

Rank	Class	NOC	Sailnumber	Name	YoB	Total	Nett	R1	R2	R3	R4	R5	R6	R7	R8	R9	R10	R11	R12
27	JUNIOR GIRL	 FRA	1198	Emma Gautier	2003	318.0	246.0	(30.0)	30.0	(42.0 UFD)	28.0	23.0	22.0	25.0	26.0	24.0	21.0	22.0	25.0
28	JUNIOR GIRL	 FRA	877	Pauline Weckel	2003	313.0	252.0	25.0	24.0	29.0	22.0	28.0	(31.0)	26.0	(30.0)	28.0	23.0	27.0	20.0
29	JUNIOR GIRL	 RUS	3	Sofia Miller	2005	327.0	253.0	23.0	26.0	(32.0)	24.0	26.0	23.0	32.0	31.0	20.0	28.0	20.0	(42.0 DNC)
30	JUNIOR GIRL	 ITA	551	Caterina Biagiolini	2003	322.0	258.0	28.0	(33.0)	25.0	23.0	(31.0)	26.0	30.0	29.0	15.0	24.0	28.0	30.0
31	JUNIOR GIRL	 ITA	36	Sara Galati	2004	352.0	268.0	20.0	34.0	18.0	13.0	35.0	29.0	(42.0 DNF)	(42.0 DNC)	29.0	33.0	29.0	28.0
32	JUNIOR GIRL	 GBR	323	Catrin Williams	2003	348.0	275.0	29.0	22.0	34.0	(37.0)	21.0	(36.0)	28.0	15.0	35.0	30.0	30.0	31.0
33	JUNIOR GIRL	 HUN	487	Anna Morvai	2004	376.0	305.0	31.0	32.0	21.0	30.0	(36.0)	34.0	33.0	33.0	27.0	(35.0)	31.0	33.0
34	JUNIOR GIRL	 POL	89	Amelia Zalewska	2003	386.0	317.0	27.0	(35.0)	28.0	31.0	(34.0)	32.0	34.0	34.0	34.0	31.0	32.0	34.0
35	JUNIOR GIRL	 ITA	443	Francesca Tanas	2003	412.0	328.0	(42.0 DNF)	31.0	30.0	32.0	29.0	33.0	29.0	32.0	36.0	34.0	(42.0 RET)	42.0 DNF
36	JUNIOR GIRL	 GBR	3208	Millie Searle	2005	426.4	342.4	26.0	36.0	20.0	27.3 RDG1:4	(42.0 RET)	(42.0 RET)	42.0 DNC	42.0 RET	35.7 RDG1:8	35.7 RDG1:8	35.7 RDG1:8	42.0 DNC
37	JUNIOR GIRL	 ESP	38	Naiara Fernandez De Bobadilla Ramos	2003	439.0	355.0	(42.0 DNC)	37.0	33.0	29.0	33.0	35.0	(42.0 DNC)	42.0 DNC	33.0	42.0 DNC	42.0 DNC	29.0
38	JUNIOR GIRL	 POL	400	Martyna Terman	2005	465.0	381.0	(42.0 DNC)	(42.0 DNC)	35.0	40.0	37.0	37.0	35.0	35.0	42.0 RET	36.0	42.0 DNF	42.0 DNC
39	JUNIOR GIRL	 ESP	321	Zoe Fernandez De Bobadilla Ramos	2004	476.0	392.0	(42.0 DNC)	(42.0 DNC)	26.0	36.0	42.0 RET	42.0 RET	36.0	42.0 DNC	42.0 DNC	42.0 DNC	42.0 DNC	42.0 RET
40	JUNIOR GIRL	 ESP	96	Natalia Blanquer-- Brotons	2004	497.0	413.0	(42.0 RET)	(42.0 RET)	42.0 DNC	35.0	42.0 RET	42.0 RET	42.0 DNF	42.0 DNC	42.0 RET	42.0 RET	42.0 DNC	42.0 RET
41	JUNIOR GIRL	 GBR	722	Ellie Wilcox	2003	499.0	415.0	(42.0 DNC)	(42.0 RET)	42.0 DNC	42.0 DNC	42.0 DNC	42.0 DNC	42.0 DNF	42.0 RET	37.0	42.0 DNC	42.0 RET	42.0 DNF

Scoring codes used

Code	Description	Points
DNC	Did not come to the starting area	42
DNF	Started but did not finish	42
RDG1:4	Redress - average points for races 1 to 4, except the race in question	27.3
RDG1:8	Redress - average points for races 1 to 8, except the race in question	35.7
RET	Retired	42
UFD	UFD disqualification	42

Sailwave Scoring Software 2.23.4
www.sailwave.com



T293 European Championship 2017

Larmor-Plage, Lorient - FRANCE



Results are final as of 16:51 on July 29, 2017




































Contents

- [GOLD Class](#)
- [SILVER Class](#)

GOLD Class

Sailed: 12, Discards: 2, To count: 10, Entries: 63, Scoring system: WCR Appendix A
































Rank	Class	NOC	Sailnumber	Name	YoB	Total	Nett	Q1	Q2	Q3	Q4	Q5	Q6	F1	F2	F3	F4	F5	F6
1	GOLD		312	Fabien Pianazza	2001	18.0	13.0	1.0	1.0	(2.0)	2.0	2.0	1.0	1.0	1.0	1.0	2.0	1.0	(3.0)
2	GOLD		926	Tomer Vardimon	2001	24.0	18.0	(2.0)	2.0	1.0	1.0	1.0	2.0	2.0	3.0	2.0	1.0	3.0	(4.0)
3	GOLD		150	Nicolo Renna	2001	92.0	24.0	(4.0)	1.0	3.0	2.0	1.0	2.0	(64.0 BFD)	2.0	3.0	4.0	4.0	2.0
4	GOLD		127	Yun Pouliquen	2001	57.0	34.0	1.0	(4.0)	1.0	1.0	4.0	1.0	3.0	4.0	4.0	10.0	5.0	(19.0)
5	GOLD		215	Amit Gan	2001	109.0	76.0	(9.0)	3.0	6.0	7.0	2.0	7.0	4.0	19.0	8.0	(24.0)	12.0	8.0
6	GOLD		295	Liam Segev	2002	110.0	77.0	5.0	6.0	9.0	(13.0)	3.0	5.0	19.0	6.0	(20.0)	13.0	10.0	1.0
7	GOLD		293	Yahel Habet	2001	121.0	86.0	4.0	3.0	(12.0)	10.0	7.0	4.0	(23.0)	17.0	11.0	3.0	9.0	18.0
8	GOLD		19	Finn Hawkins	2002	134.6	97.6	(15.0)	6.0	11.0	9.0	7.0	9.6 RDG1:6	14.0	15.0	6.0	9.0	11.0 RDG7:11	(22.0)
9	GOLD		97	Jakub Sykula	2001	177.0	108.0	13.0	2.0	25.0	5.0	(28.0)	17.0	5.0	12.0	(41.0)	7.0	6.0	16.0
10	GOLD		7	Riccardo Onali	2001	200.0	112.0	(33.0)	15.0	16.0	7.0	5.0	20.0	15.0	5.0	22.0	(55.0)	2.0	5.0
11	GOLD		1141	Mathis Ghio	2002	164.0	113.0	17.0	12.0	13.0	20.0	(24.0)	10.0	9.0	(27.0)	5.0	14.0	7.0	6.0
12	GOLD		72	Antoine Bossard	2002	170.0	117.0	6.0	5.0	(21.0)	13.0	3.0	12.0	21.0	(32.0)	19.0	8.0	20.0	10.0
13	GOLD		19	Aurelio Terry-Valle	2002	173.0	120.0	(16.0)	14.0	10.0	9.0	4.0	6.0	22.0	13.0	12.0	6.0	24.0	(37.0)
14	GOLD		290	Eyal Zror	2002	173.0	124.0	2.0	4.0	11.0	(16.0)	9.0	16.0	26.0	18.0	10.0	(33.0)	16.0	12.0
15	GOLD		925	Itay Benbenisti	2001	201.0	125.0	10.0	11.0	3.0	(28.0)	6.0	3.0	(48.0)	9.0	13.0	19.0	37.0	14.0
16	GOLD		103	Nicolo Gatti	2001	175.0	130.0	13.0	13.0	4.0	6.0	15.0	(16.0)	18.0	(29.0)	9.0	5.0	23.0	24.0
17	GOLD		138	Giorgio Stancampiano	2001	206.0	151.0	5.0	11.0	5.0	(19.0)	13.0	15.0	20.0	22.0	18.0	15.0	(36.0)	27.0
18	GOLD		313	Jules Mollard-Tanguy	2001	200.3	156.3	8.0	8.3 RDG1:4	6.0	11.0	(14.0)	8.0	29.0	20.0	17.0	23.0	(30.0)	26.0
19	GOLD		115	Luc Schmitz	2002	236.0	159.0	21.0	9.0	27.0	14.0	11.0	(34.0)	7.0	10.0	(43.0)	38.0	15.0	7.0
20	GOLD		8	Roman Sorrentino	2001	249.0	159.0	31.0	5.0	17.0	3.0	8.0	(37.0)	13.0	8.0	(53.0)	44.0	19.0	11.0
21	GOLD		628	Louis Pignolet	2001	276.0	160.0	7.0	7.0	(64.0 BFD)	8.0	12.0	15.0	30.0	16.0	34.0	(52.0)	14.0	17.0
22	GOLD		317	Ethan Moody	2002	236.0	162.0	20.0	7.0	19.0	(23.0)	22.0	8.0	12.0	11.0	21.0	(51.0)	22.0	20.0
23	GOLD		66	Adam Zarnowski	2001	293.0	167.0	11.0	16.0	(64.0 BFD)	11.0	5.0	3.0	6.0	(62.0)	29.0	28.0	45.0	13.0
24	GOLD		18	Ben Baron	2002	224.0	170.0	(23.0)	10.0	20.0	21.0	18.0	14.0	8.0	(31.0)	31.0	20.0	13.0	15.0
25	GOLD		354	Yehonatan Eichner	2002	234.0	171.0	7.0	(20.0)	8.0	4.0	6.0	9.0	28.0 RDG7:11	(43.0)	40.0	18.0	11.0	40.0
































Rank	Class	NOC	Sailnumber	Name	YoB	Total	Nett	Q1	Q2	Q3	Q4	Q5	Q6	F1	F2	F3	F4	F5	F6
26	GOLD		66	Guillem Segu Gira	2001	256.0	190.0	(23.0)	8.0	12.0	22.0	17.0	10.0	24.0	28.0	14.0	22.0	(43.0)	33.0
27	GOLD		88	Kittisak Smitt	2001	260.0	193.0	9.0	18.0	(20.0)	15.0	18.0	18.0	27.0	26.0	7.0	(47.0)	25.0	30.0
28	GOLD		9999	Batuhan Arslan	2002	262.0	201.0	(27.0)	21.0	14.0	6.0	24.0	22.0	25.0	(34.0)	27.0	25.0	8.0	29.0
29	GOLD		1888	Nicolin Madier	2002	274.0	211.0	6.0	10.0	2.0	(12.0)	10.0	5.0	46.0	24.0	35.0	34.0	(51.0)	39.0
30	GOLD		42	Michal Polak	2002	322.0	234.0	8.0	(32.0)	16.0	8.0	15.0	25.0	41.0	(56.0)	15.0	46.0	18.0	42.0
31	GOLD		107	Charalampos Kogias	2002	357.0	238.0	24.0	33.0	(64.0 BFD)	12.0	9.0	21.0	28.0	(55.0)	28.0	41.0	21.0	21.0
32	GOLD		4	Edoardo Tanas	2002	306.0	239.0	3.0	12.0	7.0	10.0	(13.0)	12.0	51.0	37.0	23.0	32.0	(54.0)	52.0
33	GOLD		218	Roi Hillel	2002	320.0	239.0	15.0	(28.0)	4.0	5.0	8.0	9.0	47.0	(53.0)	46.0	29.0	38.0	38.0
34	GOLD		7	Artem Akimov	2001	312.0	239.0	26.0	17.0	15.0	3.0	31.0	(33.0)	11.0	(40.0)	37.0	36.0	29.0	34.0
35	GOLD		1	Bunyarit Sangngoen	2001	322.0	241.0	17.0	(25.0)	5.0	16.0	21.0	19.0	(56.0)	30.0	26.0	26.0	28.0	53.0
36	GOLD		848	Nir Leshed	2002	341.0	242.0	30.0	(38.0)	8.0	4.0	10.0	11.0	43.0	39.0	39.0	11.0	(61.0)	47.0
37	GOLD		9999	Floris Franken	2001	342.0	251.0	32.0	14.0	31.0	23.0	(38.0)	33.0	10.0	14.0	50.0	35.0	(53.0)	9.0
38	GOLD		369	Gabriel Llado	2001	346.0	254.0	(30.0)	19.0	18.0	17.0	30.0	27.0	31.0	23.0	(62.0)	17.0	49.0	23.0
39	GOLD		148	Joost Vink	2001	360.0	256.0	20.0	13.0	(64.0 BFD)	24.0	25.0	27.0	17.0	36.0	36.0	(40.0)	27.0	31.0
40	GOLD		3002	Guillaume Buquet	2002	373.0	257.0	21.0	8.0	40.0	(54.0)	23.0	42.0	16.0	7.0	51.0	(62.0)	17.0	32.0
41	GOLD		680	Arthur Picquet	2001	331.0	261.0	10.0	15.0	9.0	(22.0)	21.0	4.0	45.0	42.0	(48.0)	37.0	33.0	45.0
42	GOLD		636	Dominik Lewinski	2002	341.0	262.0	19.0	(23.0)	7.0	21.0	17.0	13.0	36.0	35.0	(56.0)	21.0	50.0	43.0
43	GOLD		66	Alexander Lim	2002	339.0	263.0	12.0	(22.0)	22.0	19.0	11.0	19.0	32.0	45.0	47.0	30.0	26.0	(54.0)
44	GOLD		93	Michele Ricci	2001	372.0	267.0	34.0	27.0	23.0	32.0	14.0	(64.0 UFD)	38.0	25.0	16.0	30.0 RDG7:11	(41.0)	28.0
45	GOLD		6464	Antoine Mongrand	2002	370.0	269.0	25.0	(40.0)	15.0	30.0	23.0	6.0	57.0	(61.0)	32.0	12.0	34.0	35.0
46	GOLD		966	James Bulson	2002	368.0	275.0	19.0	(34.0)	19.0	33.0	22.0	14.0	(59.0)	21.0	30.0	27.0	40.0	50.0
47	GOLD		376	Ewen Kermorgant	2003	375.0	287.0	11.0	21.0	10.0	(29.0)	12.0	18.0	50.0	41.0	38.0	39.0	47.0	(59.0)
48	GOLD		310	Mathis Chauvet	2001	395.0	303.0	12.0	9.0	27.0	(38.0)	26.0	29.0	34.0	48.0	(54.0)	45.0	32.0	41.0
49	GOLD		147	Loick Laffont	2001	392.0	304.0	3.0	24.0	17.0	(31.0)	20.0	13.0	53.0	(57.0)	25.0	53.0	52.0	44.0
50	GOLD		511	Dawid Litwinek	2001	403.0	307.0	18.0	(39.0)	13.0	29.0	19.0	7.0	40.0	50.0	33.0	42.0	(57.0)	56.0
51	GOLD		127	Nikolaos Silitzoglou	2002	443.0	315.0	29.0	53.0	(64.0 BFD)	18.0	19.0	11.0	52.0	38.0	24.0	16.0	(64.0 BFD)	55.0
52	GOLD		45	Kamil Ugniewski	2001	442.0	343.0	(39.0)	16.0	32.0	15.0	16.0	39.0	33.0	(60.0)	44.0	58.0	44.0	46.0
53	GOLD		920	Campanella Tidhar	2002	435.0	345.0	18.0	(30.0)	21.0	26.0	26.0	23.0	(60.0)	46.0	49.0	31.0	48.0	57.0
54	GOLD		2205	Louis Pochet	2002	473.0	347.0	22.0	29.0	18.0	14.0	27.0	(64.0 UFD)	42.0	49.0	45.0	59.0	42.0	(62.0)
55	GOLD		1050	Corentin Le Gall	2002	472.0	353.0	16.0	38.0	(64.0 BFD)	17.0	25.0	28.0	(55.0)	54.0	42.0	50.0	35.0	48.0
56	GOLD		152	Emils Punte	2002	465.0	363.0	29.0	26.0	35.0	28.0	32.0	(39.0)	39.0	33.0	(63.0)	61.0	31.0	49.0
57	GOLD		720	Theau Denigot	2001	473.0	368.0	27.0	24.0	28.0	43.0	20.0	(45.0)	37.0	52.0	(60.0)	56.0	56.0	25.0
58	GOLD		215	Kuzey Oztas	2001	490.0	383.0	28.0	(48.0)	24.0	25.0	27.0	32.0	49.0	(59.0)	59.0	49.0	39.0	51.0
59	GOLD		3127	Sam Williams	2001	485.0	384.0	37.0	19.0	(42.0)	24.0	31.0	37.0	44.0	47.0	55.0	54.0	(59.0)	36.0
60	GOLD		72	Kamil Manowiecki	2002	516.0	388.0	14.0	22.0	(64.0 BFD)	20.0	30.0	20.0	(64.0 BFD)	51.0	52.0	60.0	58.0	61.0

Rank	Class	NOC	Sailnumber	Name	YoB	Total	Nett	Q1	Q2	Q3	Q4	Q5	Q6	F1	F2	F3	F4	F5	F6
61	GOLD	<input type="checkbox"/> FRA	689	Jean Lemaire	2002	510.0	408.0	38.0	23.0	32.0	34.0	(42.0)	23.0	54.0	44.0	57.0	43.0	(60.0)	60.0
62	GOLD	<input type="checkbox"/> RUS	97	Anton Tokarev	2002	519.0	420.0	(38.0)	27.0	29.0	18.0	29.0	31.0	58.0	58.0	(61.0)	57.0	55.0	58.0
63	GOLD	<input type="checkbox"/> AUS	2001	Alexander Halank	2001	520.0	421.0	14.0	(35.0)	28.0	25.0	16.0	24.0	(64.0 DNC)	64.0 DNC	58.0	64.0 RET	64.0 DNC	64.0 DNC

SILVER Class

Sailed: 12, Discards: 2, To count: 10, Entries: 63, Scoring system: WCR Appendix A

Rank	Class	NOC	Sailnumber	Name	YoB	Total	Nett	Q1	Q2	Q3	Q4	Q5	Q6	F1	F2	F3	F4	F5	F6
1	SILVER	 USA	85	Manuel Nores	2002	268.0	162.0	(42.0)	18.0	38.0	27.0	28.0	41.0	1.0	2.0	5.0	1.0	1.0	(64.0 DNC)
2	SILVER	 FRA	430	Nedelec Matys	2003	273.0	195.0	(50.0)	32.0	39.0	42.0	29.0	26.0	7.0	3.0	12.0	(28.0)	3.0	2.0
3	SILVER	 ITA	139	Riccardo Milani	2002	294.0	203.0	43.0	(51.0)	14.0	26.0	47.0	36.0	11.0	7.0	2.0	(40.0)	5.0	12.0
4	SILVER	 TUR	2005	Bora Vural	2002	289.0	210.0	37.0	37.0	29.0	41.0	(64.0 RET)	31.0	3.0	10.0	9.0	4.0	(15.0)	9.0
5	SILVER	 TUR	8911	Kerim Girtlioglu	2004	295.0	210.0	28.0	(56.0)	24.0	31.0	38.0	35.0	8.0	(29.0)	13.0	3.0	11.0	19.0
6	SILVER	 FRA	941	Giannerini Thomas	2001	294.0	217.0	22.0	(49.0)	35.0	48.0	36.0	29.0	13.0	22.0	1.0	5.0	6.0	(28.0)
7	SILVER	 ITA	146	Alessandro Verona	2001	317.0	223.0	35.0	43.0	26.0	(50.0)	41.0	21.0	18.0	4.0	6.0	15.0	14.0	(44.0)
8	SILVER	 TUR	3012	Jeremy Berke Zalma	2001	334.0	230.0	25.0	37.0	25.0	39.0	33.0	(40.0)	6.0	14.0	3.0	(64.0 UFD)	26.0	22.0
9	SILVER	 MEX	193	Mariano Botello Beja	2001	310.0	242.0	36.0	31.0	36.0	35.0	(41.0)	38.0	24.0	(27.0)	8.0	11.0	17.0	6.0
10	SILVER	 ISR	950	Itay Shalit	2001	364.0	257.0	46.0	44.0	(64.0 BFD)	30.0	34.0	17.0	36.0	(43.0)	7.0	16.0	7.0	20.0
11	SILVER	 NED	1306	Max Castelein	2002	381.0	259.0	52.0	28.0	31.0	(58.0)	36.0	38.0	5.0	(64.0 RET)	33.0	9.0	20.0	7.0
12	SILVER	 ESP	411	Fernando Samalea Berges	2001	341.0	260.0	39.0	30.0	26.0	33.0	(45.0)	34.0	32.0	18.0	22.0	22.0	4.0	(36.0)
13	SILVER	 NED	300	Rick Van Santen	2001	376.0	263.0	46.0	26.0	(49.0)	40.0	44.0	41.0	30.0	8.0	(64.0 RET)	13.0	12.0	3.0
14	SILVER	 ITA	91	Francesco Genesis	2001	363.0	265.0	41.0	34.0	33.0	41.0	(51.0)	43.0	(47.0)	12.0	17.0	6.0	22.0	16.0
15	SILVER	 FRA	1712	Basile Martin	2002	380.0	270.0	32.0	20.0	34.0	45.0	(46.0)	36.0	(64.0 DNC)	23.0	10.0	2.0	64.0 UFD	4.0
16	SILVER	 ESP	202	Jorge Hernandez	2001	345.3	271.3	44.0	(47.0)	34.0	34.0	40.0	28.0	15.0	18.3 RDG7:11	14.0	21.0	23.0	(27.0)
17	SILVER	 RUS	1	Mikhalev Pavel	2001	364.4	271.9	40.0	(45.0)	22.0	36.0	43.0	22.0	24.9 RDG7:11	(47.5 PRP)	20.0	23.0	9.0	32.0
18	SILVER	 USA	175	Thomas Staubli	2001	362.0	273.0	42.0	42.0	53.0	(54.0)	43.0	42.0	2.0	19.0	(35.0)	18.0	2.0	10.0
19	SILVER	 FRA	1305	Max Pochet	2001	399.5	287.0	24.0	45.0	23.0	43.0	(48.5 PRP)	26.0	38.0	28.0	4.0	42.0	(64.0 UFD)	14.0
20	SILVER	 FRA	556	Pierre Fourny	2001	386.0	293.0	45.0	36.0	46.0	49.0	44.0	(50.0)	17.0	17.0	30.0	(43.0)	8.0	1.0
21	SILVER	 NED	750	Matthijs Van Wijngaarden	2002	393.0	302.0	26.0	43.0	30.0	(44.0)	39.0	24.0	16.0	16.0	31.0	46.0	31.0	(47.0)
22	SILVER	 HUN	9	Balint Morvai	2003	397.3	304.3	31.0	(47.0)	37.0	38.3 RDG1:4	35.0 RDG1:3:6	30.0	43.0	(46.0)	16.0	14.0	29.0	31.0
23	SILVER	 FRA	100	Tom Guez	2001	408.0	313.0	35.0	36.0	41.0	35.0	(53.0)	53.0	19.0	9.0	38.0	37.0	10.0	(42.0)
24	SILVER	 ESP	85	Victor Ruiz Roca	2001	402.0	315.0	44.0	(53.0)	38.0	51.0	39.0	44.0	25.0	25.0	(34.0)	17.0	27.0	5.0
25	SILVER	 ARG	425	Sebastian Nores	2002	427.5	316.0	47.0	(55.0)	64.0 DNE	47.0	51.0	52.0	9.0	6.0	(56.5 PRP)	10.0	19.0	11.0
26	SILVER	 NED	149	Emiel Vermeulen	2003	421.0	318.0	(64.0 UFD)	31.0	64.0 BFD	27.0	48.0	51.0	22.0	(39.0)	11.0	20.0	18.0	26.0
27	SILVER	 FRA	349	Marius Dumont	2002	441.0	321.0	(56.0)	55.0	41.0	37.0	37.0	35.0	23.0	15.0	(64.0 DSQ)	7.0	28.0	43.0
28	SILVER	 GBR	3145	Lachlan Ross	2002	449.0	321.0	(64.0 DNC)	17.0	54.0	37.0	52.0	45.0	4.0	1.0	41.0	(64.0 UFD)	55.0	15.0
29	SILVER	 GBR	426	James Faley	2002	425.0	323.0	45.0	48.0	(64.0 BFD)	46.0	32.0	32.0	29.0	(38.0)	25.0	24.0	21.0	21.0
30	SILVER	 POL	64	Alexander Biene	2002	412.0	324.0	(53.0)	42.0	33.0	40.0	49.0	30.0	(35.0)	35.0	21.0	34.0	16.0	24.0
31	SILVER	 FRA	1002	Mael Guibert	2002	450.5	331.5	40.0	35.0	48.0	39.0	54.5 PRP	(55.0)	28.0	20.0	26.0	12.0	(64.0 DNC)	29.0
32	SILVER	OMA	3	Ali Al-Omrani	2002	444.0	338.0	34.0	39.0	(64.0 BFD)	45.0	35.0	46.0	41.0	(42.0)	15.0	25.0	35.0	23.0

Rank	Class	NOC	Sailnumber	Name	YoB	Total	Nett	Q1	Q2	Q3	Q4	Q5	Q6	F1	F2	F3	F4	F5	F6
33	SILVER	 GBR	262	Max Beaman	2003	438.0	342.0	48.0	41.0	(51.0)	48.0	34.0	43.0	21.0	37.0	40.0	(45.0)	13.0	17.0
34	SILVER	 OMA	8	Abdullah Al-Sarhi	2002	443.0	345.0	33.0	54.0	(64.0 BFD)	59.0	48.0	40.0	26.0	5.0	23.0	32.0	(34.0)	25.0
35	SILVER	 FRA	2612	Pierre-Alexandre Hovelacque	2002	456.0	357.0	36.0	41.0	43.0	50.0	49.0	(64.0 DNC)	34.0	28.0 RDG7:11	18.0	(35.0)	25.0	33.0
36	SILVER	 ITA	23	Pietro Angelo Chincarini	2004	464.0	357.0	51.0	29.0	30.0	53.0	(64.0 RET)	64.0 RET	40.0	21.0	(43.0)	29.0	32.0	8.0
37	SILVER	 FRA	7171	Tanguy Demoron	2001	459.0	363.0	43.0	(51.0)	40.0	38.0	37.0	48.0	(45.0)	24.0	19.0	39.0	40.0	35.0
38	SILVER	 ESP	366	Albert Serra Moreno	2001	477.0	373.0	(64.0 UFD)	40.0	64.0 DNC	64.0 DNC	42.0	47.0	37.0	13.0	28.0	8.0	30.0	(40.0)
39	SILVER	 POR	23	Andre Pereira	2002	496.0	378.0	56.0	46.0	42.0	(64.0 RET)	56.0	58.0	12.0	30.0	(54.0)	19.0	46.0	13.0
40	SILVER	 FRA	372	Matteo Pelloquin	2001	485.0	382.0	48.0	50.0	(64.0 BFD)	46.0	50.0	54.0	14.0	26.0	(39.0)	36.0	24.0	34.0
41	SILVER	 ESP	9	Guillermo Sanchez Bellido	2001	516.0	397.0	(55.0)	33.0	50.0	47.0	47.0	49.0	10.0	11.0	47.0	47.0	56.0	(64.0 DNC)
42	SILVER	 OMA	9	Omar Al-Qartoubi	2003	518.0	407.0	52.0	54.0	(64.0 BFD)	44.0	54.0	48.0	27.0	(47.0)	24.0	31.0	36.0	37.0
43	SILVER	 NED	283	Mac Koelman	2001	510.0	415.0	51.0	44.0	52.0	(56.0)	46.0	44.0	(39.0)	32.0	36.0	38.0	33.0	39.0
44	SILVER	 FRA	738	Emilien De Bank	2001	522.0	415.0	47.0	46.0	39.0	36.0	(54.0)	50.0	42.0	52.0	29.0	26.0	48.0	(53.0)
45	SILVER	 OMA	10	Usama Al-Breiki	2002	543.0	431.0	(62.0)	58.0	44.0	56.0	52.0	56.0	(50.0)	33.0	45.0	27.0	42.0	18.0
46	SILVER	 GBR	780	Sam Saunders	2002	563.0	444.0	(55.0)	49.0	43.0	42.0	40.0	53.0	57.0	(64.0 RET)	27.0	41.0	41.0	51.0
47	SILVER	 FRA	730	Sebastien Dherilly	2001	578.0	465.0	50.0	58.0	45.0	(61.0)	56.0	51.0	(52.0)	45.0	32.0	44.0	43.0	41.0
48	SILVER	 NOR	161	Arvid Elias Guddal Einan	2002	581.0	469.0	(60.0)	56.0	46.0	55.0	58.0	56.0	20.0	34.0	51.0	(52.0)	45.0	48.0
49	SILVER	 ESP	303	Rafael Belloch	2001	596.0	479.0	(64.0 DNC)	64.0 DNC	64.0 BFD	49.0	53.0	47.0	(53.0)	48.0	37.0	33.0	38.0	46.0
50	SILVER	 LAT	24	Kristaps Dzirmieks	2002	600.0	479.0	(64.0 UFD)	57.0	58.0	53.0	59.0	57.0	33.0	36.0	(57.0)	30.0	47.0	49.0
51	SILVER	 RUS	432	Lev Konyshv	2003	590.0	482.0	57.0	(60.0)	57.0	55.0	55.0	57.0	44.0	44.0	46.0	(48.0)	37.0	30.0
52	SILVER	 POL	520	Antoni Antoniewski	2003	604.0	489.0	49.0	57.0	37.0	(61.0)	57.0	52.0	49.0	41.0	48.0	(54.0)	49.0	50.0
53	SILVER	 GBR	189	Tom Skoulding	2002	638.0	510.0	49.0	52.0	55.0	52.0	(64.0 RET)	64.0 RET	(64.0 DNC)	64.0 DNC	42.0	50.0	44.0	38.0
54	SILVER	 FRA	741	Titouan Halluitte	2001	627.0	511.0	54.0	(59.0)	64.0 DNE	52.0	50.0	49.0	56.0	(57.0)	44.0	49.0	39.0	54.0
55	SILVER	 ESP	91	Octavio Ramon Ruiz	2002	646.0	523.0	58.0	52.0	(59.0)	57.0	59.0	55.0	31.0	40.0	(64.0 RET)	64.0 RET	51.0	56.0
56	SILVER	 RUS	27	Stepan Bereznoi	2002	649.0	529.0	54.0	(62.0)	45.0	57.0	58.0	46.0	(58.0)	55.0	50.0	55.0	52.0	57.0
57	SILVER	 GBR	562	Jack Jones	2002	665.0	541.0	53.0	(60.0)	56.0	60.0	55.0	54.0	46.0	53.0	52.0	(64.0 UFD)	57.0	55.0
58	SILVER	 USA	519	Michael Cramer	2001	671.0	543.0	41.0	50.0	36.0	32.0	(64.0 DNC)	64.0 DNC	(64.0 DNC)	64.0 DNC	64.0 DNC	64.0 DNC	64.0 DNC	64.0 DNC
59	SILVER	 ESP	88	Pol Sauer Cardells	2002	674.0	554.0	57.0	61.0	44.0	59.0	(64.0 RET)	64.0 RET	55.0	(56.0)	55.0	53.0	54.0	52.0
60	SILVER	 CZE	41	Jonas Horacek	2002	702.0	575.0	61.0	61.0	60.0	(63.0 PRP)	60.0	58.0	54.0	54.0	58.0	51.0	58.0	(64.0 DNC)
61	SILVER	 USA	420	Gabriel Valdes	2001	713.0	585.0	(64.0 UFD)	59.0	64.0 DNE	60.0	57.0	64.0 DNC	(64.0 DNC)	64.0 DNC	53.0	64.0 DNC	50.0	50.0 SGN5
62	SILVER	 ESP	82	Tomas Sanmarino Petit	2001	714.0	586.0	59.0	62.0	(64.0 BFD)	62.0	64.0 RET	64.0 RET	51.0	51.0	56.0	(64.0 UFD)	53.0	64.0 DNC
63	SILVER	 FRA	709	Titouan Grannec	2002	745.0	617.0	(64.0 RET)	64.0 RET	47.0	58.0	64.0 RET	64.0 RET	(64.0 DNC)	64.0 DNC	64.0 DNC	64.0 DNC	64.0 DNC	64.0 DNC



T293 European Championship 2017

Larmor-Plage, Lorient - FRANCE






































Results are final as of 16:41 on July 29, 2017

YOUTH GIRL Class

Sailed: 12, Discards: 2, To count: 10, Entries: 65, Scoring system: WCR Appendix A

Rank	Class	NOC	Sailnumber	Name	YoB	Total	Nett	R1	R2	R3	R4	R5	R6	R7	R8	R9	R10	R11	R12		
1	YOUTH GIRL		441	Linoy Geva	2002	74.0	39.0	(14.0)	1.0	8.0	1.0	5.0	6.0	1.0	6.0	6.0	2.0	3.0	(21.0)		
2	YOUTH GIRL		14	Faustine Manhes	2001	70.0	41.0	(15.0)	9.0	(14.0)	6.0	2.0	5.0	9.0	2.0	2.0	3.0	1.0	2.0		
3	YOUTH GIRL		234	Maya Ashkenazi	2002	126.0	43.0	2.0	2.0	3.0	2.0	6.0	(66.0 DSQ)	5.0	10.0	8.0	(17.0)	2.0	3.0		
4	YOUTH GIRL		946	Heloise Macquaert	2001	133.0	52.0	5.0	10.0	(66.0 BFD)	5.0	(15.0)	7.0	2.0	14.0	1.0	1.0	6.0	RDG1:11		
5	YOUTH GIRL		80	Elisa Jariel	2002	108.0	65.0	8.0	13.0	2.0	12.0	1.0	1.0	(24.0)	8.0	7.0	(19.0)	7.0	6.0		
6	YOUTH GIRL		26	Enora Tanne	2001	130.0	81.0	13.0	(26.0)	1.0	3.0	4.0	2.0	16.0	(23.0)	5.0	13.0	16.0	8.0		
7	YOUTH GIRL		1202	Eda Yavuz	2001	162.0	85.0	1.0	7.0	13.0	7.0	22.0	(31.0)	6.0	1.0	(46.0)	5.0	5.0	18.0		
8	YOUTH GIRL		153	Kylie Belleoeuvre	2001	151.6	94.6	4.0	3.0	15.0	20.0	3.0	11.0	(35.0)	19.0	3.0	(22.0)	4.0	12.6		
9	YOUTH GIRL		831	Lili Monnet	2002	144.0	95.0	10.0	15.0	4.0	13.0	10.0	4.0	10.0	(16.0)	14.0	7.0	8.0	(33.0)		
10	YOUTH GIRL		39	Helle Oppedal	2001	174.0	114.0	3.0	6.0	7.0	(32.0)	16.0	24.0	15.0	(28.0)	19.0	6.0	13.0	5.0		
11	YOUTH GIRL		68	Capucine Marsaudon	2001	232.0	132.0	(66.0 RET)	16.0	5.0	9.0	23.0	19.0	21.0	(34.0)	11.0	11.0	10.0	7.0		
12	YOUTH GIRL		1312	Lola Sorin	2002	232.0	138.0	(66.0 BFD)	(28.0)	10.0	14.0	18.0	10.0	4.0	17.0	16.0	18.0	19.0	12.0		
13	YOUTH GIRL		8	Naama Greenberg	2002	239.0	140.0	6.0	18.0	6.0	16.0	8.0	3.0	19.0	24.0	(66.0 UFD)	15.0	(33.0)	25.0		
14	YOUTH GIRL		230	Maya Humash	2001	239.0	142.0	12.0	(31.0	RDG1:4)	(66.0 BFD)	15.0	14.0	16.0	12.0	9.0	19.0	RDG1:11	8.0	22.0	15.0
15	YOUTH GIRL		163	Aurora De Felici	2002	239.0	149.0	20.0	19.0	(66.0 BFD)	18.0	7.0	14.0	14.0	11.0	15.0	(24.0)	20.0	11.0		
16	YOUTH GIRL		5	Yael Zelinger	2001	249.0	154.0	(66.0 BFD)	11.0	12.0	(29.0)	13.0	21.0	17.0	4.0	13.0	26.0	24.0	13.0		
17	YOUTH GIRL		988	Izzy Adcock	2002	255.0	155.0	27.0	4.0	(66.0 BFD)	17.0	27.0	(34.0)	11.0	5.0	4.0	12.0	32.0	16.0		
18	YOUTH GIRL		169	Annija Punte	2001	233.0	156.0	7.0	5.0	23.0	19.0	(37.0)	12.0	13.0	20.0	20.0	20.0	17.0	(40.0)		
19	YOUTH GIRL		55	Marta Monge	2002	304.0	172.0	9.0	17.0	(66.0 BFD)	4.0	17.0	28.0	(66.0 DSQ)	12.0	23.0	16.0	14.0	32.0		
20	YOUTH GIRL		127	Elizabete Mengele	2001	255.2	181.2	(42.0)	8.0	(32.0)	24.0	30.0	27.2	RDG1:6	26.0	22.0	10.0	9.0	15.0	10.0	
21	YOUTH GIRL		230	Maja Kuchta	2001	259.0	187.0	30.0	12.0	26.0	(37.0)	11.0	20.0	7.0	25.0	(35.0)	29.0	23.0	4.0		
22	YOUTH GIRL		85	Dana Kosyak	2001	295.0	190.0	18.0	36.0	(66.0 BFD)	8.0	9.0	9.0	34.0	(39.0)	25.0	4.0	12.0	35.0		
23	YOUTH GIRL		784	Julia Matveencko	2002	307.0	200.0	22.0	39.0	(66.0 BFD)	10.0	20.0	22.0	28.0	32.0	9.0	(41.0)	9.0	9.0		
24	YOUTH GIRL		231	Shira Bantay	2001	317.0	215.0	19.0	34.0	11.0	28.0	12.0	13.0	(66.0 RET)	35.0	17.0	35.0	11.0	(36.0)		
25	YOUTH GIRL		198	Joanna Diego	2002	315.0	218.0	23.0	30.0	(66.0 BFD)	23.0	25.0	8.0	18.0	15.0	21.0	27.0	(31.0)	28.0		
26	YOUTH GIRL		3059	Jude Nicol	2001	326.0	227.0	26.0	21.0	44.0	40.0	21.0	(51.0)	3.0	3.0	(48.0)	25.0	27.0	17.0		
27	YOUTH GIRL		3030	Mollie Densley Robins	2001	344.5	233.5	23.5	RDG3:4	30.0	RDG3:6	21.0	26.0	29.0	44.0	(66.0 UFD)	7.0	(45.0)	14.0	25.0	14.0

Rank	Class	NOC	Sailnumber	Name	YoB	Total	Nett	R1	R2	R3	R4	R5	R6	R7	R8	R9	R10	R11	R12
28	YOUTH GIRL	 FRA	617	AnaiS Polycarpe	2002	322.0	240.0	24.0	(42.0)	19.0	39.0	19.0	32.0	8.0	21.0	(40.0)	38.0	18.0	22.0
29	YOUTH GIRL	 POL	297	Agata Zych	2002	332.0	240.0	(46.0)	14.0	27.0	30.0	39.0	25.0	29.0	18.0	22.0	10.0	26.0	(46.0)
30	YOUTH GIRL	 GBR	29	Emily-Jane Eldred	2002	333.0	250.0	17.0	(35.0)	20.0	11.0	33.0	18.0	23.0	33.0	32.0	28.0	35.0	(48.0)
31	YOUTH GIRL	 NOR	60	Sofia Maao	2002	348.0	261.0	25.0	27.0 RDG1:4	25.0	(38.0)	(49.0)	26.0	27.0	36.0	27.0	21.0	28.0	19.0
32	YOUTH GIRL	 FRA	93	Marylou Le Menn	2001	345.0	262.0	37.0	25.0	30.0	(44.0)	24.0	35.0	20.0	26.0	12.0	23.0	(39.0)	30.0
33	YOUTH GIRL	 RUS	95	Anastasiia Shehedrina	2002	370.0	263.0	11.0	24.0	(66.0 BFD)	21.0	34.0	17.0	31.0	(41.0)	30.0	31.0	38.0	26.0
34	YOUTH GIRL	 FRA	559	Lou Vivenot	2002	427.0	304.0	(66.0 BFD)	32.0	39.0	(57.0)	35.0	46.0	22.0	27.0	26.0	36.0	21.0	20.0
35	YOUTH GIRL	 SGP	37	Katerina Teo	2001	442.0	340.0	39.0	(50.0)	16.0	46.0	43.0	23.0	46.0	40.0	29.0	(52.0)	29.0	29.0
36	YOUTH GIRL	 GBR	991	Zoe Bassett	2002	437.0	342.0	(41.0)	(54.0)	24.0	41.0	36.0	39.0	38.0	38.0	39.0	33.0	30.0	24.0
37	YOUTH GIRL	 NOR	144	Mathilde Elise Lind	2001	445.3	346.3	31.0	23.0	37.0	30.3 RDG1:4	45.0	(49.0)	25.0	37.0	(50.0)	46.0	34.0	38.0
38	YOUTH GIRL	 GBR	667	Jennie Roberts	2001	462.0	355.0	44.0	47.0	22.0	27.0	47.0	43.0	39.0	30.0	24.0	32.0	(52.0)	(55.0)
39	YOUTH GIRL	 FRA	3111	Ilona Chollet	2001	479.0	368.0	47.0	22.0	33.0	36.0	32.0	(53.0)	43.0	31.0	43.0	39.0	42.0	(58.0)
40	YOUTH GIRL	 SVK	11	KaroliNa Berankova	2001	498.0	376.0	34.0	(56.0)	(66.0 BFD)	22.0	48.0	29.0	41.0	45.0	33.0	45.0	37.0	42.0
41	YOUTH GIRL	 FRA	576	Lison Lesueur	2002	500.0	376.0	21.0	(58.0)	9.0	50.0	40.0	15.0	(66.0 UFD)	55.0	42.0	56.0	47.0	41.0
42	YOUTH GIRL	 TUR	807	Ayse Zeynep	2002	508.0	376.0	(66.0 BFD)	41.0	(66.0 BFD)	33.0	53.0	38.0	32.0	13.0	31.0	47.0	51.0	37.0
43	YOUTH GIRL	 ITA	51	Marta Bonetti	2001	495.0	379.0	36.0	29.0	(66.0 BFD)	31.0	44.0	30.0	42.0	42.0	34.0	(50.0)	48.0	43.0
44	YOUTH GIRL	 ITA	96	Carola Enrico	2002	496.0	388.0	32.0	20.0	34.0	(54.0)	(54.0)	50.0	30.0	48.0	53.0	49.0	49.0	23.0
45	YOUTH GIRL	 MEX	184	Jennifer Martinez	2001	518.0	389.0	16.0	(63.0 PRP)	(66.0 BFD)	34.0	28.0	41.0	44.0	44.0	44.0	40.0	53.0	45.0
46	YOUTH GIRL	 FRA	627	Marie Gaubert	2001	509.0	393.0	45.0	44.0	31.0	35.0	41.0	33.0	36.0	(52.0)	36.0	48.0	44.0	(64.0 PRP)
47	YOUTH GIRL	 ITA	173	Ardizzone Allegra	2001	512.0	404.0	33.0	(55.0)	36.0	42.0	52.0	45.0	49.0	49.0	28.0	30.0	40.0	(53.0)
48	YOUTH GIRL	 RUS	42	Anya Vesnovskaya	2002	521.0	408.0	38.0	46.0	(66.0 BFD)	43.0	26.0	40.0	45.0	43.0	(47.0)	34.0	46.0	47.0
49	YOUTH GIRL	 ESP	345	Andrea Torres Fullana	2003	534.0	410.0	35.0	45.0	(66.0 BFD)	(58.0)	31.0	36.0	33.0	50.0	38.0	42.0	50.0	50.0
50	YOUTH GIRL	 GBR	76	Zara Horton	2002	562.0	430.0	43.0	49.0	17.0	52.0	51.0	47.0	(66.0 DNC)	(66.0 DNC)	37.0	37.0	41.0	56.0
51	YOUTH GIRL	 ITA	188	Anna Biagiolini	2002	548.0	432.0	40.0	38.0	38.0	47.0	55.0	(58.0)	37.0	29.0	57.0	57.0	(58.0)	34.0
52	YOUTH GIRL	 POL	140	Ania Szczech	2002	585.0	453.0	(66.0 BFD)	40.0	(66.0 BFD)	49.0	38.0	42.0	48.0	47.0	52.0	44.0	54.0	39.0
53	YOUTH GIRL	 ITA	204	Veronica Leoni	2001	595.0	463.0	(66.0 BFD)	37.0	(66.0 BFD)	53.0	50.0	54.0	40.0	51.0	41.0	43.0	43.0	51.0
54	YOUTH GIRL	 POR	67	Laura Pontes	2001	585.0	465.0	(66.0 RET)	52.0	29.0	48.0	46.0	48.0	53.0	46.0	49.0	(54.0)	45.0	49.0
55	YOUTH GIRL	 GBR	378	Charlotte Morrison	2002	587.0	471.0	48.0	33.0	41.0	(59.0)	(57.0)	56.0	47.0	53.0	55.0	51.0	56.0	31.0
56	YOUTH GIRL	 SVK	49	Lenka Berankova	2002	619.0	487.0	(66.0 BFD)	53.0	(66.0 BFD)	56.0	42.0	37.0	51.0	54.0	51.0	55.0	36.0	52.0
57	YOUTH GIRL	 FRA	73	Flavie Allard	2001	647.0	515.0	28.0	48.0	18.0	25.0	(66.0 RET)	(66.0 RET)	66.0 DNC	66.0 DNC	66.0 DNC	66.0 DNC	66.0 DNC	66.0 DNC
58	YOUTH GIRL	 ARG	400	Alexia Garcia Guevara	2002	657.0	525.0	50.0	(66.0 DNC)	35.0	55.0	59.0	57.0	50.0	57.0	54.0	53.0	55.0	(66.0 DNC)
59	YOUTH GIRL	 RUS	245	Veronika Troshkina	2002	649.0	528.0	49.0	51.0	40.0	(62.0)	58.0	52.0	52.0	56.0	58.0	58.0	(59.0)	54.0
60	YOUTH GIRL	 FRA	173	Lena Benslimane	2002	670.0	538.0	51.0	(66.0 DNC)	28.0	51.0	56.0	55.0	(66.0 DNC)	59.0	56.0	59.0	57.0	66.0 DNC
61	YOUTH GIRL	 GBR	348	Lucy Howell	2002	688.0	566.0	53.0	57.0	46.0	60.0	(61.0)	60.0	54.0	58.0	(61.0)	60.0	61.0	57.0
62	YOUTH GIRL	 HUN	203	Laura Baranyai	2002	727.7	595.7	54.0	53.7 RDG1:4	43.0	64.0	(66.0 DNC)	(66.0 DNC)	66.0 DNC	66.0 DNC	60.0	61.0	62.0	66.0 RET

Rank	Class	NOC	Sailnumber	Name	YoB	Total	Nett	R1	R2	R3	R4	R5	R6	R7	R8	R9	R10	R11	R12
63	YOUTH GIRL	<input type="checkbox"/> FRA	2200	Alissa Vautrin	2002	735.0	603.0	52.0	(66.0 DNC)	45.0	61.0	60.0	59.0	(66.0 DNC)	66.0 DNF	62.0	66.0 RET	66.0 RET	66.0 DNC
64	YOUTH GIRL	<input type="checkbox"/> ESP	92	Clara Alonso Sentandreu	2001	755.0	623.0	(66.0 RET)	(66.0 RET)	42.0	66.0 RET	66.0 RET	66.0 RET	66.0 RET	66.0 RET	59.0	66.0 DNF	60.0	66.0 RET
65	YOUTH GIRL	<input type="checkbox"/> GBR	207	Lucy Evans	2001	772.0	640.0	55.0	(66.0 DNC)	(66.0 BFD)	63.0	66.0 RET	66.0 RET	66.0 RET	66.0 RET	63.0	66.0 DNC	63.0	66.0 DNC

Scoring codes used

Code	Description	Points
BFD	Black flag disqualification under rule 30.3	66
DNC	Did not come to the starting area	66
DNF	Started but did not finish	66
DSQ	Disqualification	66
PRP	Arbitration Rule SI 16	Varies
RDG1:11	Redress - average points for races 1 to 11, except the race in question	Varies
RDG1:4	Redress - average points for races 1 to 4, except the race in question	Varies
RDG1:6	Redress - average points for races 1 to 6, except the race in question	27.2
RDG3:4	Redress - average points for races 3 to 4, except the race in question	23.5
RDG3:6	Redress - average points for races 3 to 6, except the race in question	30
RET	Retired	66
UFD	UFD disqualification	66



T293 European Championship 2017
Larmor-Plage, Lorient - FRANCE


























































Results are final as of 16:29 on July 29, 2017

JUNIOR BOY Class

Sailed: 12, Discards: 2, To count: 10, Entries: 80, Scoring system: WCR Appendix A

Rank	Class	NOC	Sailnumber	Name	YoB	Total	Nett	R1	R2	R3	R4	R5	R6	R7	R8	R9	R10	R11	R12
1	JUNIOR BOY	ISR	930	Daniel Basik Tashtash	2004	34.0	19.0	4.0	(9.0)	1.0	1.0	1.0	1.0	2.0	(6.0)	1.0	1.0	3.0	4.0
2	JUNIOR BOY	FRA	2603	Gaspard Carfantan	2003	47.0	36.0	1.0	3.0	(5.0)	3.0	3.0	5.0	4.0	4.0	4.0	4.0	5.0	(6.0)
3	JUNIOR BOY	ISR	247	Yali Achitov	2003	85.0	42.0	5.0	2.0	10.0	(11.0)	2.0	7.0	1.0	3.0	(32.0)	7.0	4.0	1.0
4	JUNIOR BOY	ITA	9	Alessandro Giangrande	2003	83.0	54.0	3.0	7.0	(13.0)	7.0	8.0	(16.0)	9.0	1.0	3.0	3.0	10.0	3.0
5	JUNIOR BOY	MEX	201	Alex Rinaldelli	2003	91.0	54.0	(20.0)	1.0	16.0	(17.0)	6.0	9.0	3.0	5.0	6.0	2.0	1.0	5.0
6	JUNIOR BOY	FRA	366	Valentin Pelt	2003	161.0	55.0	7.0	8.0	6.0	4.0	7.0	4.0	8.0	7.0	2.0	(81.0 UFD)	2.0	(25.0)
7	JUNIOR BOY	FRA	4003	Sebastien Buquet	2003	113.0	71.0	6.0	4.0	7.0	6.0	12.0	(23.0)	7.0	8.0	8.0	(19.0)	6.0	7.0
8	JUNIOR BOY	FRA	1121	Jules Chantrel	2003	131.0	84.0	9.0	14.0	2.0	5.0	10.0	2.0	11.0	13.0	(31.0)	(16.0)	8.0	10.0
9	JUNIOR BOY	GRE	126	Ioannis Karvouniaris	2004	193.0	88.0	19.0	5.0	8.0	(24.0)	5.0	14.0	5.0	9.0	13.0	8.0	(81.0 DSQ)	2.0
10	JUNIOR BOY	FRA	62	Manoa Postec	2003	130.0	92.0	11.0	(20.0)	3.0	2.0	9.0	13.0	(18.0)	15.0	11.0	10.0	9.0	9.0
11	JUNIOR BOY	NOR	148	Nils-Henrik Lind	2004	154.8	105.8	2.0	11.0	9.0	13.0	20.0	11.0 RDG1:6	6.0	10.0	(23.0)	12.0	11.8 RDG1:11	(26.0)
12	JUNIOR BOY	POL	661	Krzysztof Zarnowski	2004	179.0	112.0	8.0	6.0	14.0	18.0	(41.0)	8.0	(26.0)	23.0	5.0	6.0	16.0	8.0
13	JUNIOR BOY	ISR	327	Maayan Leeram	2003	226.0	134.0	12.0	10.0	4.0	8.0	11.0	3.0	(40.0)	25.0	36.0	(52.0)	12.0	13.0
14	JUNIOR BOY	ISR	392	Ido Pomerantz	2003	245.0	142.0	17.0	15.0	(81.0 RET)	9.0	15.0	6.0	(22.0)	20.0	9.0	14.0	20.0	17.0
15	JUNIOR BOY	FRA	198	Mathurin Grall	2004	242.0	171.0	(35.0)	19.0	19.0	15.0	(36.0)	29.0	10.0	18.0	7.0	15.0	25.0	14.0
16	JUNIOR BOY	ESP	399	Josep Estrany-Sagrera	2003	300.0	172.0	46.0	18.0	36.0	(47.0)	4.0	25.0	14.0	2.0	10.0	5.0	(81.0 RET)	12.0
17	JUNIOR BOY	POL	195	Julek Wardaszko	2003	274.0	208.0	10.0	31.0	23.0	16.0	(33.0)	17.0	19.0	14.0	20.0	25.0	(33.0)	33.0
18	JUNIOR BOY	GBR	3197	Oscar Shaw	2003	282.0	208.0	18.0	13.0	(33.0)	32.0	14.0	30.0	20.0	33.0	(41.0)	9.0	23.0	16.0
19	JUNIOR BOY	ITA	2323	Alberto Soncini	2004	347.0	227.0	15.0	(81.0 DNC)	27.0	25.0	31.0	(39.0)	17.0	16.0	19.0	17.0	22.0	38.0
20	JUNIOR BOY	ISR	970	Tal Basik Tashtash	2005	353.0	241.0	13.0	(54.0)	12.0	14.0	13.0	11.0	45.0	43.0	15.0	24.0	(58.0)	51.0
21	JUNIOR BOY	FRA	744	Philippe Garcia	2003	341.0	242.0	(47.0)	24.0	38.0	(52.0)	29.0	35.0	21.0	11.0	34.0	18.0	11.0	21.0
22	JUNIOR BOY	FRA	975	Victor Delerue	2003	374.0	243.0	27.0	21.0	31.0	35.0	19.0	28.0	13.0	21.0	(50.0)	(81.0 UFD)	13.0	35.0
23	JUNIOR BOY	LAT	535	Matiss Punte	2004	350.0	251.0	36.0	32.0	29.0	20.0	32.0	(49.0)	23.0	19.0	12.0	22.0	26.0	(50.0)
24	JUNIOR BOY	POL	1	Dawid SykulA	2005	367.0	266.0	41.0	(43.0)	21.0	23.0	25.0	20.0	34.0	36.0	17.0	13.0	36.0	(58.0)
25	JUNIOR BOY	ESP	206	Daniel Sanchez Bellido	2003	378.0	267.0	37.0	12.0	17.0	10.0	34.0	15.0	(59.0)	(52.0)	42.0	11.0	41.0	48.0

Rank	Class	NOC	Sailnumber	Name	YoB	Total	Nett	R1	R2	R3	R4	R5	R6	R7	R8	R9	R10	R11	R12
26	JUNIOR BOY	 FRA	23	Matteo Rosique	2003	399.0	270.0	(48.0)	38.0	22.0	39.0	18.0	(81.0 DSQ)	35.0	32.0	24.0	28.0	7.0	27.0
27	JUNIOR BOY	 POL	512	Michal Lis	2004	396.0	278.0	23.0	47.0	15.0	26.0	26.0	12.0	(64.0)	39.0	18.0	(54.0)	31.0	41.0
28	JUNIOR BOY	 RUS	20	Mihail Aleksandrov	2003	378.0	287.0	14.0	16.0	81.0 DNE	30.0	37.0	(47.0)	30.0	(44.0)	28.0	21.0	15.0	15.0
29	JUNIOR BOY	 BEL	68	Jonathan Bultynck	2003	413.0	288.0	16.0	23.0	81.0 DNE	22.0	28.0	(44.0)	29.0	27.0	16.0	23.0	(81.0 DSQ)	23.0
30	JUNIOR BOY	 FRA	862	Victor Le Goff	2003	379.7	292.7	31.7 RDG1:4	35.0	32.0	28.0	(40.0)	26.0	33.0	26.0	26.0	(47.0)	24.0	31.0
31	JUNIOR BOY	 FRA	282	Malmejac Martin	2003	390.3	296.3	34.0	26.0	18.0	36.0	21.0	(40.0)	29.3 RDG1:8	30.0	40.0	32.0	(54.0)	30.0
32	JUNIOR BOY	 FRA	1355	Clement Eynard	2003	394.0	300.0	22.0	34.0	24.0	34.0	30.0	27.0	(48.0)	24.0	30.0	(46.0)	29.0	46.0
33	JUNIOR BOY	 FRA	960	Titouan Larue	2003	402.0	311.0	31.0	37.0	30.0	33.0	24.0	38.0	37.0	29.0	(44.0)	20.0	32.0	(47.0)
34	JUNIOR BOY	 TUR	2103	Toprak Nardali	2003	477.0	315.0	(81.0 BFD)	29.0	41.0	53.0	16.0	36.0	(81.0 DSQ)	28.0	46.0	27.0	19.0 SGN5	20.0
35	JUNIOR BOY	 TUR	17000	Miray Saki	2003	479.0	317.0	(81.0 BFD)	33.0	28.0	46.0	23.0	10.0	28.0	53.0	(81.0 DNC)	38.0	28.0	30.0 DP10
36	JUNIOR BOY	 ITA	111	Parolari Francesco	2004	441.0	320.0	49.0	17.0	40.0	(60.0)	58.0	(61.0)	12.0	17.0	59.0	30.0	19.0	19.0
37	JUNIOR BOY	 FRA	273	Alexandre Jacquot	2004	473.0	325.0	32.0	(67.0)	25.0	31.0	27.0	18.0	32.0	46.0	14.0	(81.0 UFD)	43.0	57.0
38	JUNIOR BOY	 GBR	400	Rafferty Read	2003	473.0	334.0	(69.0)	22.0	47.0	(70.0)	59.0	46.0	15.0	12.0	21.0	53.0	30.0	29.0
39	JUNIOR BOY	 LAT	16	Jekabs Ceze	2004	474.0	348.0	29.0	45.0	59.0	37.0	17.0	31.0	(63.0)	(63.0)	37.0	41.0	34.0	18.0
40	JUNIOR BOY	 RUS	8	Gleb Semileov	2003	465.0	353.0	(59.0)	50.0	26.0	43.0	(53.0)	41.0	52.0	37.0	22.0	26.0	17.0	39.0
41	JUNIOR BOY	 GRE	899	Dimitrios Zagorianos	2003	487.0	359.0	28.0	27.0	81.0 DNE	(65.0)	51.0	(63.0)	16.0	22.0	62.0	40.0	21.0	11.0
42	JUNIOR BOY	 LAT	39	Edijs Busmanis	2004	460.0	365.0	39.0	39.0	45.0	21.0	22.0	(48.0)	44.0	(47.0)	38.0	39.0	38.0	40.0
43	JUNIOR BOY	 ESP	26	Xicu Ferrer Juan	2003	498.0	368.0	30.0	44.0	81.0 DNE	12.0	47.0	19.0	(49.0)	45.0	29.0	33.0	(81.0 DNC)	28.0
44	JUNIOR BOY	 POL	5	Kacper Gwozdz	2003	519.0	387.0	24.0	(65.0)	42.0	58.0	39.0	21.0	(67.0)	59.0	39.0	29.0	44.0 RDG1:11	32.0
45	JUNIOR BOY	 FRA	102	Mathieu Leroy	2004	515.0	388.0	25.0	46.0	35.0	38.0	42.0	33.0	41.0	38.0	(71.0)	37.0	(56.0)	53.0
46	JUNIOR BOY	 FRA	706	Victor Gaubert	2005	554.0	412.0	26.0	(72.0)	20.0	27.0	35.0	22.0	(70.0)	67.0	56.0	63.0	42.0	54.0
47	JUNIOR BOY	 ITA	132	Giusepe Romano	2004	575.0	413.0	21.0	52.0	37.0	29.0	46.0	24.0	51.0	(81.0 DNF)	48.0	50.0	55.0	(81.0 DNC)
48	JUNIOR BOY	 GBR	319	Boris Shaw	2005	531.0	415.0	(54.0)	(62.0)	34.0	45.0	44.0	32.0	42.0	34.0	47.0	45.0	50.0	42.0
49	JUNIOR BOY	 FRA	348	Kurran Desoutter Henry	2003	557.0	420.0	44.0	40.0	53.0	48.0	54.0	(56.0)	27.0	50.0	49.0	(81.0 UFD)	18.0	37.0
50	JUNIOR BOY	 FRA	920	Hugo Lecullee	2004	546.0	429.0	40.0	53.0	48.0	(63.0)	52.0	(54.0)	47.0	31.0	51.0	44.0	27.0	36.0
51	JUNIOR BOY	 FRA	428	Rudy Cambas	2004	574.0	449.0	43.0	36.0	39.0	(61.0)	38.0	50.0	61.0	48.0	54.0	35.0	45.0	(64.0)
52	JUNIOR BOY	 FRA	8111	Gregoire Bouvier	2003	608.0	454.0	54.0 DP20	28.0	(81.0 DNC)	(73.0)	55.0	57.0	31.0	40.0	57.0	36.0	44.0	52.0
53	JUNIOR BOY	 POL	146	Aleksander Niziolek	2003	599.0	468.0	33.0	(66.0)	49.0	59.0	48.0	37.0	50.0	55.0	33.0	(65.0)	61.0	43.0
54	JUNIOR BOY	 ESP	322	Miguel Sanchez-Cuenca	2003	611.0	470.0	50.0	48.0	11.0	40.0	57.0	42.0	(73.0)	56.0	52.0	62.0	52.0	(68.0)
55	JUNIOR BOY	 ITA	267	Alessandro De Gregorio	2004	639.0	487.0	57.0	57.0	43.0	(71.0)	49.0	43.0	57.0	65.0	25.0	(81.0 UFD)	47.0	44.0
56	JUNIOR BOY	 ITA	186	Michele Marchei	2004	639.0	491.0	60.0	49.0	55.0	42.0	61.0	59.0	(81.0 DSQ)	42.0	27.0	34.0	62.0	(67.0)
57	JUNIOR BOY	 FRA	1710	Octave Carfantan	2004	636.0	492.0	(76.0 DP30)	56.0	46.0	49.0	43.0	58.0	39.0	61.0	(68.0)	42.0	35.0	63.0

Rank	Class	NOC	Sailnumber	Name	YoB	Total	Nett	R1	R2	R3	R4	R5	R6	R7	R8	R9	R10	R11	R12
58	JUNIOR BOY	 OMA	5	Mohammad Nabil Al-Balushi	2003	642.0	507.0	58.0	(71.0)	81.0 DNE	(64.0)	63.0	60.0	46.0	51.0	53.0	31.0	40.0	24.0
59	JUNIOR BOY	 FRA	555	Alexis Boinet	2003	651.0	513.0	42.0	55.0	44.0	55.0	60.0	55.0	(72.0)	(66.0)	43.0	64.0	46.0	49.0
60	JUNIOR BOY	 GBR	555	Louis Walker	2003	676.0	514.0	55.0	25.0	(81.0 DNC)	50.0	(81.0 RET)	81.0 RET	25.0	35.0	35.0	58.0	81.0 RET	69.0
61	JUNIOR BOY	 POL	46	Daniel Ugniewski	2003	697.0	535.0	(81.0 BFD)	30.0	56.0	54.0	50.0	52.0	24.0	41.0	(81.0 RET)	81.0 DNC	81.0 UFD	66.0
62	JUNIOR BOY	 FRA	184	Leo Hunault	2003	687.0	541.0	56.0	61.0	50.0	57.0	56.0	53.0	55.0	(81.0 DNF)	61.0	55.0	37.0	(65.0)
63	JUNIOR BOY	 FRA	440	Clement Picquet	2005	692.0	556.0	53.0	(74.0)	81.0 DNE	41.0	45.0	51.0	(62.0)	58.0	55.0	56.0	57.0	59.0
64	JUNIOR BOY	 POL	460	Filip Dmochowski	2005	713.0	558.0	65.0	42.0	(81.0 DNC)	19.0	66.0	64.0	60.0	68.0	60.0	61.0	53.0	(74.0)
65	JUNIOR BOY	 ITA	196	Battistoni Tommaso	2004	721.0	577.0	68.0	58.0	58.0	66.0	(70.0)	70.0	38.0	(74.0)	65.0	51.0	48.0	55.0
66	JUNIOR BOY	 FRA	651	Marc Olivier Roulland	2003	732.0	581.0	(70.0)	41.0	54.0	67.0	67.0	66.0	43.0	54.0	67.0	60.0	(81.0 UFD)	62.0
67	JUNIOR BOY	 LAT	293	Rolands Lovnieks	2004	740.0	582.0	45.0	64.0	(81.0 DNC)	74.0	62.0	69.0	53.0	57.0	64.0	43.0	51.0	(77.0)
68	JUNIOR BOY	 FRA	439	Emile Roulet	2004	735.0	595.0	66.0	(70.0)	51.0	62.0	64.0	45.0	66.0	(70.0)	70.0	48.0	63.0	60.0
69	JUNIOR BOY	 ITA	183	Emanuele Bonifacio	2004	749.0	595.0	67.0	51.0	(81.0 DNC)	69.0	69.0	72.0	56.0	62.0	(73.0)	66.0	49.0	34.0
70	JUNIOR BOY	 FRA	33	Thomas Bourhis	2003	740.0	600.0	64.0	(68.0)	61.0	(72.0)	65.0	65.0	58.0	49.0	66.0	57.0	59.0	56.0
71	JUNIOR BOY	 POL	29	Milo Solomko	2005	747.0	607.0	51.0	(69.0)	52.0	56.0	68.0	67.0	65.0	(71.0)	58.0	69.0	60.0	61.0
72	JUNIOR BOY	 FRA	373	Clement Destombes	2003	793.0	631.0	62.0	63.0	81.0 DNE	44.0	(81.0 RET)	(81.0 RET)	54.0	64.0	45.0	81.0 BFD	66.0	71.0
73	JUNIOR BOY	 POL	82	Tomasz Skowronek	2003	804.0	642.0	(81.0 BFD)	75.0	60.0	51.0	73.0	62.0	75.0	72.0	(81.0 UFD)	59.0	70.0 SGN5	45.0
74	JUNIOR BOY	 AUS	1139	Anthony Charlton	2006	844.0	682.0	73.0	59.0	(81.0 DNC)	79.0	72.0	71.0	69.0	60.0	69.0	49.0	(81.0 RET)	81.0 DNC
75	JUNIOR BOY	 FRA	293	Leandre Carlier Arquoit	2003	839.0	687.0	71.0	(76.0)	57.0	(76.0)	74.0	75.0	68.0	69.0	72.0	67.0	64.0	70.0
76	JUNIOR BOY	 FRA	557	Mathieu Assorin	2004	863.0	701.0	61.0	77.0	81.0 DNE	68.0	71.0	68.0	71.0	73.0	63.0	68.0	(81.0 DNF)	(81.0 DNC)
77	JUNIOR BOY	 GBR	3278	Jaycob Green	2004	886.0	724.0	(81.0 DNC)	60.0	(81.0 DNC)	77.0	75.0	76.0	76.0	75.0	75.0	70.0	67.0	73.0
78	JUNIOR BOY	 ESP	654	Tomas Mosse Gonzalez	2004	909.0	747.0	72.0	73.0	62.0	75.0	(81.0 RET)	73.0	74.0	(81.0 RET)	81.0 RET	81.0 RET	81.0 RET	75.0
79	JUNIOR BOY	 OMA	11	Ali Al-Sarhi	2004	919.0	757.0	(81.0 BFD)	(81.0 RET)	81.0 DNC	78.0	81.0 DNC	74.0	77.0	81.0 DNC	74.0	71.0	68.0	72.0
80	JUNIOR BOY	 ESP	655	Diego Ruiz Roca	2004	966.0	804.0	(81.0 BFD)	(81.0 RET)	81.0 DNC	80.0	81.0 DNC	81.0 DNC	81.0 DNC	81.0 DNC	81.0 RET	81.0 RET	81.0 RET	76.0

Scoring codes used

Code	Description	Points
BFD	Black flag disqualification under rule 30.3	81
DNC	Did not come to the starting area	81
DNE	Disqualification (other then DGM) not excludable under rule 88.3(b)	81
DNF	Started but did not finish	81
DP10		30
DP20	As per SI 1.5	54
DP30	As per SI 1.5	76
DSQ	Disqualification	81
RDG1:11	Redress - average points for races 1 to 11, except the race in question	Varies
RDG1:4	Redress - average points for races 1 to 4, except the race in question	31.7
RDG1:6	Redress - average points for races 1 to 6, except the race in question	11
RDG1:8	Redress - average points for races 1 to 8, except the race in question	29.3
RET	Retired	81
SGN5	Penalty for failure to sign in/out SI18.3	Varies
UFD	UFD disqualification	81