



T293 World Championship 2016

Torbole - Lake Garda - Italy

my live regatta

YOUTH BOY - Results are provisional as of 16:02 on October 29, 2016

Contents

- [Gold Fleet](#)
- [Silver Fleet](#)

Gold Fleet

Sailed: 12, Discards: 2, To count: 10, Entries: 67, Scoring system: WCR Appendix A

Rank	Fleet	NOC	Sail No	Name	DoB	Total	Nett	Q1	Q2	Q3	Q4	Q5	Q6	F1	F2	F3	F4	F5	F6
1	Gold	FRA	38	Tom Garandeau	2000	75.0	40.0	3.0	2.0	2.0	(21.0)	4.0	10.0	1.0	4.0	3.0	6.0	5.0	(14.0)
2	Gold	GRE	80	Leonidas Tsortanidis	2001	90.0	59.0	6.0	5.0	1.0	2.0	(7.0)	3.0	21.0	13.0	6.0	(24.0)	1.0	1.0
3	Gold	FRA	312	Fabien Pianazza	2001	142.0	63.0	(11.0)	1.0	4.0	5.0	8.0	1.0	6.0	3.0	(68.0 DSQ)	5.0	21.0	9.0
4	Gold	ITA	150	Nicolo Renna	2001	107.0	72.0	(3.0)	2.0	3.0	2.0	2.0	2.0	17.0	2.0	(32.0)	12.0	18.0 RDGI	12.0
5	Gold	FRA	17	Dussarps Matao	2000	126.0	77.0	5.0	7.0	3.0	11.0	(18.0)	4.0	7.0	10.0	1.0	2.0	(31.0)	27.0
6	Gold	ISR	250	Bar Navri	2001	131.0	92.0	7.0	8.0	9.0	9.0	14.0	(17.0)	10.0	6.0	8.0	10.0	11.0	(22.0)
7	Gold	ISR	323	Itai Kafri	2000	132.0	94.0	(8.0)	3.0	7.0	8.0	5.0	5.0	(30.0)	8.0	15.0	4.0	14.0	25.0
8	Gold	USA	108	Geronimo Nores	2000	161.0	97.0	2.0	1.0	(10.0)	4.0	1.0	1.0	20.0	1.0	11.0	(54.0)	53.0	3.0
9	Gold	GRE	52	Konstantinos Astrapellos	2000	146.0	100.0	1.0	12.0	11.0	(13.0)	5.0	3.0	14.0	22.0	5.0	(33.0)	20.0	7.0
10	Gold	NOR	2120	Henrik Wetlesen Borge	2000	149.0	110.0	9.0	6.0	(10.0)	9.0	10.0	8.0	(29.0)	28.0	17.0	8.0	10.0	5.0
11	Gold	HKG	25	Leung Pui Hei	2000	164.0	115.0	16.0	23.0	12.0	(25.0)	10.0	5.0	2.0	(24.0)	4.0	14.0	8.0	21.0
12	Gold	ISR	293	Yahel Habet	2001	219.0	128.0	16.0	6.0	7.0	18.0	(32.0)	15.0	4.0	(59.0)	9.0	7.0	2.0	44.0
13	Gold	NOR	141	Kristian K Wendelborg	2000	233.0	129.0	9.0	(68.0 OCS)	4.0	17.0	12.0	8.0	19.0	(36.0)	21.0	15.0	16.0	8.0
14	Gold	ISR	920	Tomer Vardimon	2001	204.0	130.0	15.0	13.0	13.0	16.0	(25.0)	13.0	9.0	16.0	28.0	1.0	6.0	(49.0)
15	Gold	ARG	5	Belisario Kopp	2000	214.0	137.0	6.0	3.0	2.0	1.0	1.0	(18.0)	52.0	9.0	2.0	55.0	(59.0)	6.0
16	Gold	ISR	234	Gad Matosevich	2000	217.0	142.0	(30.0)	16.0	5.0	17.0	18.0	28.0	13.0	29.0	10.0	3.0	3.0	(45.0)
17	Gold	NED	600	Jim Van Someren	2001	227.0	144.0	2.0	9.0	(15.0)	8.0	13.0	10.0	(68.0 BFD)	7.0	52.0	22.0	17.0	4.0
18	Gold	POL	97	Jakub Sykula	2001	218.0	145.0	10.0	10.0	8.0	(19.0)	8.0	9.0	34.0	5.0	12.0	34.0	(54.0)	15.0
19	Gold	ITA	138	Giorgio Stancampiano	2001	233.0	156.0	17.0	11.0	20.0	7.0	(23.0)	6.0	8.0	15.0	16.0	16.0	40.0	(54.0)
20	Gold	FRA	508	Dorin Noe	2000	264.0	165.0	(31.0)	4.0	6.0	13.0	16.0	26.0	12.0	42.0	7.0	19.0	20.0 RDG7:11	(68.0 DNC)
21	Gold	JPN	1	Takumi Ikeda	2001	265.0	172.0	(33.0)	13.0	12.0	25.0	17.0	23.0	3.0	(60.0)	18.0	18.0	7.0	36.0

Rank	Fleet	NOC	Sail No	Name	DoB	Total	Nett	Q1	Q2	Q3	Q4	Q5	Q6	F1	F2	F3	F4	F5	F6
22	Gold	 GBR	301	Isaac Lines	2000	292.0	193.0	13.0	15.0	22.0	3.0	28.0	(68.0 RET)	22.0	(31.0)	31.0	21.0	18.0	20.0
23	Gold	 RUS	7	Artem Akimov	2001	266.0	197.0	22.0	19.0	11.0	5.0	(23.0)	12.0	15.0	37.0	(46.0)	35.0	30.0	11.0
24	Gold	 ITA	15	Alex Gasser	2000	280.0	198.0	5.0	4.0	8.0	(20.0)	9.0	7.0	42.0	20.0	24.0	(62.0)	46.0	33.0
25	Gold	 ITA	125	Riccardo Renna	2000	286.0	204.0	1.0	9.0	16.0	1.0	2.0	(22.0)	53.0	30.0	33.0	57.0	(60.0)	2.0
26	Gold	 ISR	603	Ben Baron	2002	285.0	211.0	(29.0)	16.0	17.0	10.0	13.0	24.0	38.0	17.0	19.0	39.0	(45.0)	18.0
27	Gold	 ISR	601	Dylan Levi	2000	295.0	211.0	(35.0)	18.0	18.0	3.0	6.0	11.0	36.0	(49.0)	45.0	23.0	41.0	10.0
28	Gold	 HKG	19	Cho Yuk Man	2000	312.0	217.0	18.0	(27.0)	16.0	11.0	24.0	14.0	16.0	14.0	36.0	17.0	(68.0 BFD)	51.0
29	Gold	 ITA	11	Federico Ferracane	2000	338.0	218.0	14.0	(52.0)	23.0	27.0	7.0	13.0	(68.0 BFD)	12.0	35.0	25.0	36.0	26.0
30	Gold	 BEL	39	Thomas Broucke	2000	300.0	219.0	4.0	(31.0)	17.0	22.0	15.0	11.0	45.0 ARB	23.0	14.0	49.0	(50.0)	19.0
31	Gold	 NOR	30	Matteo Fregosi Maaø	2000	320.0	222.0	21.0	25.0	(30.0)	10.0	15.0	7.0	(68.0 BFD)	18.0	20.0	31.0	51.0	24.0
32	Gold	 ITA	5	Benjamin Romeo	2000	318.0	231.0	8.0	10.0	(33.0)	16.0	16.0	22.0	(54.0)	11.0	30.0	27.0	39.0	52.0
33	Gold	 GRE	18	Emanouil Maniadakis	2001	300.0	233.0	15.0	(23.0)	19.0	14.0	20.0	19.0	26.0	43.0	26.0	(44.0)	23.0	28.0
34	Gold	 POL	45	Kamil Ugniewski	2001	335.0	233.0	19.0	29.0	5.0	(45.0)	32.0	15.0	33.0	33.0	22.0	32.0	13.0	(57.0)
35	Gold	 ARG	407	Martin Nores	2000	335.0	234.0	20.0	(39.0)	27.0	12.0	3.0	2.0	24.0	40.0	(62.0)	61.0	32.0	13.0
36	Gold	 POL	66	Adam Zarnowski	2001	328.0	240.0	14.0	17.0	14.0	22.0	(28.0)	9.0	23.0	45.0	(60.0)	13.0	25.0	58.0
37	Gold	 HKG	15	Ho Siu Wing	2000	329.0	242.0	4.0	18.0	6.0	(19.0)	19.0	14.0	(68.0 BFD)	39.0	55.0	20.0	27.0	40.0
38	Gold	 FRA	590	Guilhem Chapoutot	2000	346.0	243.0	24.0	22.0	(35.0)	15.0	11.0	30.0	(68.0 BFD)	27.0	39.0	43.0	15.0	17.0
39	Gold	 TUR	2094	Luis Goktepe	2000	336.0	247.0	13.0	5.0	(21.0)	6.0	4.0	16.0	(68.0 BFD)	21.0	44.0	38.0	61.0	39.0
40	Gold	 ITA	103	Nicolo Gatti	2001	359.0	249.0	25.0	20.0	14.0	31.0	(42.0)	24.0	18.0	58.0	13.0	9.0	37.0	(68.0 DNC)
41	Gold	 NED	115	Luc Schmitz	2002	336.0	250.0	25.0	8.0	(35.0)	26.0	21.0	6.0	27.0	25.0	29.0	(51.0)	48.0	35.0
42	Gold	 ARG	490	Marcos Quiroga	2000	335.0	253.0	28.0	22.0	(37.0)	4.0	3.0	32.0	39.0	19.0	25.0	(45.0)	43.0	38.0
43	Gold	 ISR	215	Amit Gan	2001	363.5	263.5	27.0	12.0	19.5 RDGb	(32.0)	26.0	21.0	(68.0 BFD)	34.0	43.0	11.0	24.0	46.0
44	Gold	 ITA	88	Simone Montanucci	2001	380.0	282.0	12.0	17.0	(34.0)	12.0	20.0	29.0	43.0	32.0	23.0	60.0	(64.0)	34.0
45	Gold	 ISR	233	Tom Ziser	2000	380.0	284.0	12.0	27.0	(41.0)	24.0	11.0	28.0	41.0	(55.0)	27.0	40.0	44.0	30.0
46	Gold	 ITA	93	Michele Ricci	2001	380.0	288.0	10.0	11.0	9.0	28.0	(36.0)	20.0	45.0	52.0	48.0	28.0	(56.0)	37.0
47	Gold	 ISR	631	Natanel Mizrachi	2000	373.0	290.0	26.0	30.0	15.0	28.0	12.0	(36.0)	35.0	41.0	(47.0)	41.0	33.0	29.0
48	Gold	 RUS	154	Dmitry Sandakov	2000	408.0	290.0	23.0	19.0	24.0	45.0	(50.0)	34.0	5.0	67.0	38.0	26.0	9.0	(68.0 DNC)
49	Gold	 NED	9999	Floris Franken	2001	402.0	297.0	18.0	7.0	(39.0)	21.0	17.0	19.0	51.0	35.0	49.0	64.0	(66.0)	16.0
50	Gold	 MEX	170	Cristobal Hagerman	2000	403.0	306.0	(33.0)	24.0	21.0	24.0	19.0	18.0	47.0	53.0	51.0	37.0	12.0	(64.0)
51	Gold	 ITA	7	Riccardo Onali	2001	415.0	313.0	21.0	14.0	(34.0)	14.0	9.0	12.0	(68.0 BFD)	38.0	41.0	59.0	58.0	47.0
52	Gold	 ISR	294	Ido Rootman	2001	430.0	320.0	7.0	15.0	(47.0)	30.0	22.0	27.0	37.0	47.0	40.0	(63.0)	63.0	32.0

Rank	Fleet	NOC	Sail No	Name	DoB	Total	Nett	Q1	Q2	Q3	Q4	Q5	Q6	F1	F2	F3	F4	F5	F6
53	Gold	 ESP	66	Guillem Segú Giro	2001	450.0	334.0	30.0	24.0	28.0	(53.0)	35.0	33.0	11.0	61.0	58.0	50.0	4.0	(63.0)
54	Gold	 POL	715	Michał Jackowski	2001	439.0	340.0	28.0	36.0	28.0	23.0	29.0	(37.0)	31.0	(62.0)	54.0	29.0	22.0	60.0
55	Gold	 LTU	1	Rokas Didrikas	2000	459.0	348.0	19.0	42.0	(45.0)	33.0	25.0	25.0	44.0	(66.0)	53.0	30.0	29.0	48.0
56	Gold	 GRE	290	Stefanos Emmanouil Tzotzolakis	2002	443.0	349.0	11.0	20.0	22.0	15.0	24.0	(26.0)	(68.0 DNC)	44.0	57.0	48.0	55.0	53.0
57	Gold	 FRA	628	Louis Pignolet	2001	486.0	356.0	20.0	(68.0 OCS)	26.0	33.0	30.0	20.0	32.0	54.0	59.0	47.0	35.0	(62.0)
58	Gold	 TUR	7777	Bora Sen	2000	462.0	360.0	24.0	25.0	20.0	(46.0)	40.0	42.0	48.0	50.0	37.0	36.0	38.0	(56.0)
59	Gold	 NED	148	Joost Vink	2001	465.0	361.0	35.0	21.0	(36.0)	36.0	36.0	17.0	(68.0 BFD)	51.0	42.0	42.0	26.0	55.0
60	Gold	 GBR	340	Hugo Thomas	2000	472.0	361.0	(46.0)	40.0	30.0	7.0	6.0	32.0	46.0	48.0	64.0	(65.0)	65.0	23.0
61	Gold	 ITA	8	Roman Sorrentino	2001	465.0	363.0	22.0	29.0	(41.0)	27.0	37.0	25.0	40.0	26.0	50.0	58.0	49.0	(61.0)
62	Gold	 ITA	63	Carlo Maria Cipriani	2001	486.6	373.6	27.0	(50.0)	38.0	26.0	27.0	33.6 RDG1:6	49.0	(63.0)	34.0	46.0	34.0	59.0
63	Gold	 GER	2811	Aurel Thase	2000	491.0	374.0	37.0	21.0	(54.0)	18.0	21.0	31.0	50.0	57.0	(63.0)	56.0	42.0	41.0
64	Gold	 GBR	3145	Lachlan Ross	2002	503.0	389.0	26.0	(48.0)	48.0	6.0	27.0	31.0	28.0	64.0	(66.0)	66.0	62.0	31.0
65	Gold	 ITA	94	Riccardo Alberto Borghi	2000	492.0	393.0	23.0	26.0	27.0	23.0	(31.0)	29.0	(68.0 BFD)	56.0	56.0	53.0	57.0	43.0
66	Gold	 NOR	1118	Mads Halvorsen	2000	522.0	416.0	34.0	37.0	13.0	35.0	30.0	(38.0)	(68.0 BFD)	65.0	61.0	52.0	47.0	42.0
67	Gold	 LTU	8	Mindaugas Luksys	2000	536.0	428.0	(40.0)	33.0	31.0	32.0	14.0	38.0	(68.0 BFD)	46.0	65.0	67.0	52.0	50.0

Silver Fleet

Sailed: 11, Discards: 2, To count: 9, Entries: 66, Scoring system: WCR Appendix A

Rank	Fleet	NOC	Sail No	Name	DoB	Total	Nett	Q1	Q2	Q3	Q4	Q5	Q6	F1	F2	F3	F4	F5
1	Silver	 NZZ	128	Max Van Der Zalm	2000	250.0	174.0	(68.0 DNC)	68.0 RET	33.0	31.0	22.0	16.0	1.0	(8.0)	1.0	1.0	1.0
2	Silver	 POL	850	Kajetan Pawlowski	2000	239.0	180.0	(44.0)	32.0	25.0	41.0	33.0	23.0	4.0	4.0	10.0	8.0	(15.0)
3	Silver	 ISR	925	Itay Benbenisti	2002	242.0	187.0	38.0	14.0	31.0	(42.0)	38.0	36.0	5.0	9.0	12.0	(13.0)	4.0
4	Silver	 CRO	13	Luka Rozic	2000	257.0	196.0	(42.0)	32.0	38.0	37.0	33.0	21.0	10.0	16.0	6.0	3.0	(19.0)
5	Silver	 FRA	866	Loup Jacob	2001	291.0	205.0	(68.0 DNC)	68.0 DNC	18.0	29.0	29.0	27.0	13.0	(18.0)	9.0	4.0	8.0
6	Silver	 CRO	69	Rocco-Enzo Hrvoj	2001	286.0	205.0	34.0	44.0	42.0	35.0	26.0	(48.0)	16.0	(33.0)	3.0	2.0	3.0
7	Silver	 FRA	689	Jean Lemaire	2002	268.0	211.0	39.0	30.0	32.0	39.0	37.0	(42.0)	8.0	6.0	(15.0)	9.0	11.0
8	Silver	 FRA	313	Jules Mollard-- Tanguy	2001	293.0	220.0	(43.0)	35.0	19.0	30.0	39.0	37.0	(30.0)	14.0	17.0	22.0	7.0
9	Silver	 ESP	580	Ferran Jurado Besa	2001	290.0	222.0	29.0	47.0	(50.0)	37.0	39.0	43.0	3.0	7.0	(18.0)	12.0	5.0
10	Silver	 GBR	3127	Sam Williams	2001	291.0	226.0	(48.0)	33.0	36.0	34.0	43.0	33.0	(17.0)	17.0	14.0	14.0	2.0
11	Silver	 FRA	481	Victor Rocco	2002	328.0	226.0	41.0	39.0	24.0	(56.0)	38.0	43.0	(46.0)	12.0	13.0	6.0	10.0
12	Silver	 LAT	47	Namejs Eduards Dreimanis	2000	293.0	228.0	46.0	43.0	(53.0)	38.0	35.0	40.0	(12.0)	10.0	2.0	5.0	9.0
13	Silver	 ITA	146	Alessandro Verona	2001	322.0	251.0	32.0	40.0	37.0	34.0	(47.0)	35.0	23.0	11.0	(24.0)	23.0	16.0
14	Silver	 NED	1306	Max Castelein	2002	334.0	253.0	36.0	31.0	44.0	48.0	(49.0)	35.0	15.0	19.0	7.0	18.0	(32.0)
15	Silver	 GER	445	Richard Sprenger	2000	330.0	254.0	31.0	36.0	48.0	36.0	48.0	(49.0)	9.0	(27.0)	19.0	7.0	20.0
16	Silver	 FRA	1305	Max Pochet	2001	355.0	274.0	47.0	43.0	29.0	41.0	(52.0)	45.0	(29.0)	13.0	16.0	27.0	13.0
17	Silver	 ITA	133	Alessandro Pontremoli	2001	358.0	274.0	(55.0)	44.0	52.0	39.0	41.0	40.0	14.0	(29.0)	5.0	21.0	18.0
18	Silver	 ESP	85	Victor Ruiz Roca	2001	357.0	279.0	45.0	41.0	(46.0)	40.0	34.0	44.0	(32.0)	22.0	8.0	28.0	17.0
19	Silver	 OMA	6	Abdulmajeed Al-Hadhrami	2000	374.0	280.0	39.0	38.0	32.0	55.0	54.0	(59.0)	11.0	30.0	(35.0)	15.0	6.0
20	Silver	 OMA	5	Makhtar Al-Mujaini	2000	364.0	282.0	(54.0)	41.0	45.0	40.0	44.0	39.0	21.0	25.0	11.0	16.0	(28.0)
21	Silver	 POL	15	Igor Elias	2000	366.0	286.0	42.0	34.0	29.0	(49.0)	45.0	44.0	19.0	21.0	(31.0)	31.0	21.0
22	Silver	 FRA	127	Yun Pouliquen	2001	433.0	297.0	17.0	(68.0 OCS)	1.0	68.0 DNC	68.0 DNC	4.0	2.0	1.0	(68.0 DNC)	68.0 DNC	68.0 DNC
23	Silver	 FRA	2912	Nathan Sanahuja	2000	387.0	301.0	(55.0)	49.0	39.0	42.0	48.0	41.0	(31.0)	24.0	22.0	24.0	12.0
24	Silver	 NOR	107	Isak Hessen	2001	416.0	305.0	41.0	28.0	26.0	(43.0)	34.0	30.0	7.0	3.0	(68.0 DNC)	68.0 DNC	68.0 DNC
25	Silver	 USA	73	Manuel Nores	2002	422.0	311.0	36.0	37.0	(43.0)	29.0	31.0	34.0	6.0	2.0	(68.0 DNC)	68.0 DNC	68.0 DNC
26	Silver	 GER	753	Eike Drawe	2001	430.0	320.0	38.0	48.0	(63.0)	44.0	46.0	52.0	(47.0)	44.0	4.0	17.0	27.0
27	Silver	 FRA	349	Marius Dumont	2002	414.0	322.0	43.0	28.0	(51.0)	20.0	51.0	45.0	27.0	36.0	(41.0)	36.0	36.0
28	Silver	 ESP	600	Nico Fores Sancho	2000	428.0	329.0	60.0	49.0	46.0	(68.0 RET)	40.0	48.0	24.0	(31.0)	29.0	19.0	14.0
29	Silver	MEX	193	Mariano Botello Beja	2001	427.0	341.0	49.0	(53.0)	49.0	49.0	45.0	47.0	25.0	23.0	28.0	26.0	(33.0)
30	Silver	ITA	610	Flavio Vittorio Rainis	2001	466.0	357.0	57.0	(59.0)	49.0	51.0	46.0	49.0	39.0	(50.0)	25.0	11.0	30.0

Rank	Fleet	NOC	Sail No	Name	DoB	Total	Nett	Q1	Q2	Q3	Q4	Q5	Q6	F1	F2	F3	F4	F5
31	Silver	 ITA	56	Francesco Capizzi	2000	456.0	358.0	50.0	54.0	58.0	(68.0 DNC)	50.0	46.0	28.0	20.0	23.0	(30.0)	29.0
32	Silver	 POL	511	Dawid Litwinek	2001	480.0	363.0	37.0	35.0	25.0	43.0	(49.0)	39.0	43.0	5.0	(68.0 DNC)	68.0 DNC	68.0 DNC
33	Silver	 ESP	62	Jan Sanfeliu	2000	484.0	364.0	45.0	34.0	50.0	(52.0)	44.0	50.0	34.0	28.0	37.0	(68.0 RET)	42.0
34	Silver	 ITA	91	Francesco Genesisio	2001	490.0	366.0	54.0	45.0	40.0	48.0	(56.0)	55.0	(68.0 RET)	32.0	40.0	29.0	23.0
35	Silver	 BRA	246	Guilherme Munhoz	2001	506.0	370.0	(68.0 DNC)	47.0	68.0 DNC	44.0	58.0	46.0	48.0	15.0	(68.0 DNC)	20.0	24.0
36	Silver	 ARG	421	Lucas Saubidet	2000	483.0	377.0	50.0	45.0	43.0	50.0	(68.0 RET)	47.0	(38.0)	37.0	33.0	36.0 RDG7:9	36.0 RDG7:9
37	Silver	 ARG	412	Ian Luca Romay	2000	495.0	381.0	(68.0 RET)	38.0	44.0	50.0	51.0	56.0	44.0	(46.0)	38.0	38.0	22.0
38	Silver	 BEL	107	Robbe Muys	2000	486.0	386.0	51.0	56.0	(60.0)	47.0	53.0	54.0	35.0	35.0	30.0	(40.0)	25.0
39	Silver	 ITA	65	Riccardo Milani	2001	502.0	387.0	49.0	58.0	(60.0)	38.0	43.0	52.0	53.0	(55.0)	20.0	33.0	41.0
40	Silver	 ITA	108	Alessandro Iotti	2002	510.0	394.0	53.0	(63.0)	63.0	47.0	41.0	58.0	22.0	(53.0)	32.0	34.0	44.0
41	Silver	 GER	730	Lars Poggemann	2000	512.0	396.0	47.0	58.0	(64.0)	46.0	47.0	50.0	33.0	(52.0)	36.0	39.0	40.0
42	Silver	 MEX	167	Massimo Augusto Melgarejo Venegas	2001	505.0	399.0	51.0	53.0	(58.0)	54.0	57.0	51.0	36.0	(48.0)	27.0	32.0	38.0
43	Silver	 GER	8008	Valentin Huber	2001	522.0	404.0	44.0	52.0	56.0	(68.0 DNC)	53.0	68.0 OCS	(50.0)	38.0	21.0	35.0	37.0
44	Silver	 NED	283	Mac Koeleman	2001	536.0	409.0	(59.0)	55.0	52.0	52.0	56.0	57.0	(68.0 RET)	43.0	34.0	25.0	35.0
45	Silver	 POL	75	Mike Ryan	2001	524.0	415.0	52.0	(57.0)	57.0	53.0	55.0	55.0	(52.0)	41.0	26.0	42.0	34.0
46	Silver	 FRA	648	Quentin Vermot	2001	530.0	420.0	52.0	51.0	55.0	51.0	(68.0 DNC)	68.0 DNC	41.0	(42.0)	39.0	37.0	26.0
47	Silver	 GER	2214	Vincent Domsta	2001	567.0	431.0	57.0	51.0	55.0	(68.0 DNC)	54.0	53.0	49.0	34.0	(68.0 DNC)	10.0	68.0 DNC
48	Silver	 RUS	1	Pavel Mikhalev	2001	576.0	440.0	56.0	50.0	40.0	(68.0 DNC)	52.0	51.0	(68.0 RET)	51.0	68.0 DNC	41.0	31.0
49	Silver	 EGY	12	Youssef Hassan	2000	589.0	453.0	56.0	26.0	56.0	(68.0 DNC)	42.0	61.0	37.0	39.0	(68.0 DNC)	68.0 DNC	68.0 DNC
50	Silver	 EST	336	Raul Mihkel Anton	2002	587.0	460.0	(59.0)	54.0	59.0	54.0	57.0	54.0	42.0	57.0	(68.0 DNC)	44.0	39.0
51	Silver	 GBR	773	Jake Wolgram	2002	629.0	493.0	48.0	55.0	57.0	59.0	(68.0 DNF)	68.0 DNF	55.0	40.0	(68.0 DNC)	68.0 DNC	43.0
52	Silver	 ITA	161	Sebis Stefano Carlo	2000	639.0	503.0	40.0	46.0	51.0	(68.0 DNC)	68.0 DNC	68.0 DNC	(68.0 RET)	26.0	68.0 DNC	68.0 DNC	68.0 DNC
53	Silver	 GER	924	Andreas Plank	2000	649.0	513.0	62.0	60.0	61.0	(68.0 DNC)	68.0 DNC	58.0	56.0	60.0	(68.0 DNC)	43.0	45.0
54	Silver	 USA	42	Thomas Staubli	2001	650.0	514.0	(68.0 RET)	59.0	62.0	57.0	55.0	53.0	45.0	47.0	(68.0 DNC)	68.0 DNC	68.0 DNC
55	Silver	 GBR	3255	Shayne Bevan	2000	656.0	520.0	63.0	57.0	54.0	(68.0 DNC)	68.0 DNC	68.0 DNC	18.0	56.0	(68.0 DNC)	68.0 DNC	68.0 DNC
56	Silver	 USA	519	Michael Cramer	2001	659.0	523.0	53.0	46.0	53.0	(68.0 DNC)	68.0 DNC	68.0 DNC	40.0	59.0	(68.0 DNC)	68.0 DNC	68.0 DNC
57	Silver	 ITA	32	Andrea Guida Di Ronza	2002	660.0	524.0	32.0	42.0	42.0	(68.0 DNC)	68.0 DNC	68.0 DNC	(68.0 DNC)	68.0 DNC	68.0 DNC	68.0 DNC	68.0 DNC
58	Silver	 GER	621	Miro Tykal	2001	660.0	524.0	(68.0 RET)	62.0	47.0	58.0	68.0 DNC	57.0	51.0	45.0	(68.0 DNC)	68.0 DNC	68.0 DNC
59	Silver	 ITA	156	Lucas Calvo	2000	664.0	528.0	58.0	61.0	(68.0 DNC)	68.0 DNC	68.0 DNC	68.0 DNC	20.0	49.0	(68.0 DNC)	68.0 DNC	68.0 DNC
60	Silver	 POL	289	Martin Marchewicz	2001	678.0	542.0	(68.0 DNC)	56.0	62.0	68.0 DNC	68.0 DNC	68.0 DNC	26.0	58.0	(68.0 DNC)	68.0 DNC	68.0 DNC

Rank	Fleet	NOC	Sail No	Name	DoB	Total	Nett	Q1	Q2	Q3	Q4	Q5	Q6	F1	F2	F3	F4	F5
61	Silver	<input type="checkbox"/> POL	19	Kacper Falkiewicz	2002	684.0	548.0	58.0	60.0	59.0	(68.0 DNC)	68.0 DNC	56.0	57.0	54.0	(68.0 DNC)	68.0 DNC	68.0 DNC
62	Silver	<input type="checkbox"/> FRA	738	Emilien De Bank	2001	704.0	568.0	(68.0 RET)	61.0	61.0	60.0	68.0 RET	60.0	54.0	(68.0 OCS)	68.0 DNC	68.0 DNC	68.0 DNC
63	Silver	<input type="checkbox"/> ITA	240	Francesco Martino	2000	719.0	583.0	60.0	64.0	(68.0 DNC)	68.0 DNC	68.0 DNC	68.0 DNC	58.0	61.0	(68.0 DNC)	68.0 DNC	68.0 DNC
64	Silver	<input type="checkbox"/> ITA	74	Alessandro Pascarella	2001	741.0	605.0	61.0	(68.0 DNC)	68.0 DNC	68.0 DNC	68.0 DNC	68.0 DNC	(68.0 RDGI)	68.0 RDGI	68.0 DNC	68.0 DNC	68.0 DNC
65	Silver	<input type="checkbox"/> SVK	38	Peter Funk	2000	748.0	612.0	(68.0 DNC)	68.0 DNC	68.0 DNC	68.0 DNC	68.0 DNC	68.0 DNC	(68.0 DNC)	68.0 DNC	68.0 DNC	68.0 DNC	68.0 DNC
65	Silver	<input type="checkbox"/> FRA	212	Thibault Peregrini	2001	748.0	612.0	(68.0 DNC)	68.0 DNC	68.0 DNC	68.0 DNC	68.0 DNC	68.0 DNC	(68.0 DNC)	68.0 DNC	68.0 DNC	68.0 DNC	68.0 DNC

Scoring codes used

Code	Description	Points
ARB	Arbitration Rule SI 16	45
BFD	Black flag disqualification under rule 30.3	68
DNC	Did not come to the starting area	68
DNF	Started but did not finish	68
DSQ	Disqualification	68
OCS	On course side at start or broke rule 30.1	68
RDG1:6	Redress - average points for races 1 to 6, except the race in question	33.6
RDG7:11	Redress - average points for races 7 to 11, except the race in question	20
RDG7:9	Redress - average points for races 7 to 9; except the race in question	36
RDGb	Redress - average points for all races preceeding the race in question	19.5
RDGI	Redress given but scored points less than average	Varies
RET	Retired	68

Sailwave Scoring Software 2.22.1
www.sailwave.com

Scoring codes used

Code	Description	Points
ARBm	Arbitration - points limited to 50% difference between DNF	17
DNC	Did not come to the starting area	21
DNF	Started but did not finish	21
OCS	On course side at start or broke rule 30.1	21
RDG1:4	Redress - average points for races 1 to 9, except the race in question	8.3
RET	Retired	21

Sailwave Scoring Software 2.22.1

www.sailwave.com



T293 World Championship 2016

Torbole - Lake Garda - Italy

my live regatta

Results are provisional as of 18:24 on October 29, 2016

MEN Fleet

Sailed: 12, Discards: 2, To count: 10, Entries: 40, Scoring system: WCR Appendix A

Rank	Fleet	NOC	Sail No	Name	DoB	Total	Nett	R1	R2	R3	R4	R5	R6	R7	R8	R9	R10	R11	R12
1	MEN	ITA	1717	Antonino Cangemi	1998	65.0	29.0	1.0	8.0	(18.0)	3.0	1.0	1.0	1.0	5.0	6.0	2.0	1.0	(18.0)
2	MEN	NOR	43	Jakob Ruud	1999	80.0	48.0	4.0	3.0	7.0	7.0	7.0	3.0	3.0	10.0	(17.0)	(15.0)	3.0	1.0
3	MEN	FRA	999	Hugo Mollard--Tanguy	1997	96.8	55.8	5.0	5.0	5.0	1.0	10.0	5.0	2.0	(21.0)	6.8 RDGb	13.0	(20.0)	3.0
4	MEN	ITA	127	Daniele Gallo	1999	99.0	65.0	13.0	2.0	1.0	11.0	4.0	2.0	14.0	9.0	(16.0)	1.0	8.0	(18.0 ARB)
5	MEN	MEX	81	Mateo Salles	1998	123.0	78.0	3.0	17.0	4.0	13.0	5.0	7.0	8.0	(26.0)	(19.0)	7.0	12.0	2.0
6	MEN	JPN	12	Hiroaki Achiwa	1994	117.0	79.0	2.0	6.0	10.0	(21.0)	6.0	13.0	9.0	(17.0)	7.0	12.0	10.0	4.0
7	MEN	JPN	465	Atsushi Inaba	1994	139.0	93.0	20.0	11.0	(22.0)	16.0	2.0	8.0	5.0	11.0	5.0	10.0	(24.0)	5.0
8	MEN	JPN	1200	Daigo Komatsu	1992	136.0	95.0	14.0	4.0	(19.0)	(22.0)	3.0	9.0	10.0	6.0	8.0	18.0	16.0	7.0
9	MEN	GER	864	Stephan Hecker	1999	135.0	99.0	7.0	14.0	16.0	5.0	(18.0)	14.0	7.0	1.0	2.0	16.0	(18.0)	17.0
10	MEN	HUN	206	Richard Geiger	2001	154.0	105.0	10.0	7.0	9.0	9.0	8.0	10.0	11.0	(33.0)	13.0	14.0	14.0	(16.0)
11	MEN	GRE	281	Christian Triantafyllou	1999	162.0	113.0	18.0	15.0	2.0	10.0	16.0	6.0	18.0	15.0	(30.0)	6.0	7.0	(19.0)
12	MEN	USA	2	Steven Cramer	1999	177.0	114.0	9.0	1.0	6.0	(41.0 DSQ)	15.0	4.0	12.0	(22.0)	21.0	21.0	17.0	8.0
13	MEN	JPN	129	Oonishi Tsunehisa	1994	169.0	123.0	11.0	20.0	11.0	20.0	(23.0)	15.0	17.0	4.0	3.0	11.0	11.0	(23.0)
14	MEN	NOR	1117	Marius Halvorsen	2000	190.0	132.0	12.0	23.0	21.0	2.0	13.0	19.0	23.0	(32.0)	(26.0)	3.0	5.0	11.0
15	MEN	MEX	169	Marcelo Emiliano Melgarejo Venegas	1999	201.0	134.0	8.0	12.0	25.0	6.0	12.0	23.0	6.0	18.0	15.0	(41.0 RET)	(26.0)	9.0
16	MEN	JPN	1915	Haruma Yamamoto	1995	200.0	141.0	(27.0)	9.0	27.0	18.0	14.0	20.0	4.0	13.0	4.0	22.0	(32.0)	10.0
17	MEN	JPN	170	Iwasaki Yuta	1989	197.0	147.0	19.0	10.0	14.0	14.0	(22.0)	17.0	15.0	14.0	9.0	(28.0)	22.0	13.0
18	MEN	LTU	7	Vytautas Celiesius	1995	201.0	151.0	16.0	19.0	3.0	4.0	(25.0)	24.0	22.0	24.0	(25.0)	9.0	9.0	21.0
19	MEN	JPN	3530	Kazusa Omori	1994	219.0	151.0	22.0	16.0	20.0	12.0	17.0	25.0	(41.0 OCS)	2.0	1.0	(27.0)	21.0	15.0
20	MEN	JPN	1126	Yuki Noro	1994	205.0	153.0	6.0	(27.0)	24.0	8.0	21.0	21.0	19.0	12.0	11.0	(25.0)	19.0	12.0
21	MEN	NOR	654	Fredrik L Nilsen	2000	214.0	159.0	15.0	13.0	(31.0)	19.0	11.0	11.0	13.0	20.0	20.0	(24.0)	23.0	14.0

Rank	Fleet	NOC	Sail No	Name	DoB	Total	Nett	R1	R2	R3	R4	R5	R6	R7	R8	R9	R10	R11	R12
22	MEN		196	Bence Santa	1996	226.0	162.0	17.0	(28.0)	8.0	17.0	20.0	22.0	26.0	19.0	(36.0 ARB)	5.0	2.0	26.0
23	MEN		336	Alessandro Alberti	1974	238.0	165.0	28.0	(32.0)	12.0	25.0	19.0	12.0	16.0	25.0	18.0	4.0	6.0	(41.0 DNC)
24	MEN		407	Mikolaj Terman	1999	270.0	188.0	24.0	29.0	13.0	27.0	9.0	(41.0 OCS)	28.0	23.0	23.0	8.0	4.0	(41.0 DNC)
25	MEN		31	Yasuo Niihori	1994	280.0	198.0	23.0	18.0	30.0	15.0	26.0	16.0	(41.0 OCS)	3.0	12.0	(41.0 DNC)	33.0	22.0
26	MEN		298	Toni Vrscaj	1998	281.0	212.0	21.0	24.0	23.0	23.0	27.0	(28.0)	20.0	8.0	22.0	19.0	25.0	(41.0 DNC)
27	MEN		431	Kenji Sato	1994	275.0	216.0	(29.0)	22.0	28.0	28.0	(30.0)	18.0	21.0	7.0	14.0	26.0	27.0	25.0
28	MEN		7	Mohanad Ismail	1987	303.0	231.0	26.0	(31.0)	17.0	24.0	24.0	29.0	24.0	28.0	29.0	17.0	13.0	(41.0 DNC)
29	MEN		4311	Taro Mimura	1995	300.0	236.0	30.0	21.0	(32.0)	30.0	(32.0)	32.0	25.0	16.0	10.0	20.0	28.0	24.0
30	MEN		282	Roland Szlavi	2000	307.0	250.0	25.0	26.0	26.0	26.0	(28.0)	26.0	27.0	27.0	24.0	23.0	(29.0)	20.0
31	MEN		2505	Martin Reiss	1999	377.0	301.0	32.0	25.0	(41.0 DNC)	33.0	29.0	30.0	29.0	(35.0)	35.0	30.0	31.0	27.0
32	MEN		90	David Sanmarino Petit	1999	389.0	307.0	34.0	34.0	15.0	31.0	31.0	27.0	30.0	31.0	33.0	(41.0 DNC)	(41.0 DNC)	41.0 DNC
33	MEN		221	Kazushi Ikeda	1968	397.0	321.0	(35.0)	30.0	(41.0 DNC)	32.0	35.0	34.0	32.0	30.0	32.0	33.0	35.0	28.0
34	MEN		97	Theo Sauer	1999	406.0	324.0	31.0	33.0	37.0	29.0	34.0	31.0	31.0	29.0	28.0	(41.0 DNC)	(41.0 DNC)	41.0 RET
35	MEN		98	Javier Martin-Sierra Gallud	1998	416.0	334.0	33.0	35.0	29.0	34.0	37.0	33.0	34.0	34.0	34.0	31.0	(41.0 DNC)	(41.0 RET)
36	MEN		0	Christopher Gibson	1957	414.0	335.0	36.0	36.0	33.0	35.0	(38.0)	36.0	33.0	37.0	(41.0 DNC)	29.0	30.0	30.0
37	MEN		131	Paolo Pontremoli	2000	442.0	360.0	(41.0 DNC)	(41.0 DNC)	35.0	37.0	39.0	38.0	41.0 DNF	41.0 DNC	41.0 DNC	32.0	15.0	41.0 DNC
38	MEN		377	Angelo Lilla	1977	445.0	363.0	(41.0 DNC)	37.0	34.0	(41.0 DNC)	36.0	35.0	35.0	41.0 DNC	41.0 DNC	41.0 DNC	34.0	29.0
39	MEN		29	Giovanni Capuano	1997	446.0	364.0	37.0	(41.0 DNC)	36.0	36.0	33.0	37.0	36.0	(41.0 DNF)	41.0 DNC	41.0 DNC	36.0	31.0
40	MEN		777	Fabio Stoxreiter	1998	481.0	399.0	(41.0 DNF)	(41.0 DNF)	41.0 DNC	41.0 DNC	41.0 DNF	39.0	41.0 DNF	36.0	41.0 DNC	41.0 DNC	37.0	41.0 DNC

Scoring codes used

Code	Description	Points
ARB	Arbitration Rule SI 16	18, 36
DNC	Did not come to the starting area	41
DNF	Started but did not finish	41
DSQ	Disqualification	41
OCS	On course side at start or broke rule 30.1	41
RDGb	Redress - average points for all races preceeding the race in question	6.8
RET	Retired	41

Sailwave Scoring Software 2.22.1

www.sailwave.com



T293 World Championship 2016

Torbole - Lake Garda - Italy

my live regatta

Results are provisional as of 17:44 on October 29, 2016

JUNIOR GIRL Fleet

Sailed: 9, Discards: 1, To count: 8, Entries: 64, Scoring system: WCR Appendix A

Rank	Fleet	NOC	Sail No	Name	DoB	Total	Nett	R1	R2	R3	R4	R5	R6	R7	R8	R9
1	JUNIOR GIRL	HKG	51	Mak Cheuk Wing	2003	42.0	34.0	1.0	5.0	6.0	6.0	4.0	(8.0)	4.0	3.0	5.0
2	JUNIOR GIRL	FRA	438	Mathilde Garandeanu	2003	58.0	38.0	5.0	2.0	10.0	2.0	2.0	7.0	(20.0)	9.0	1.0
3	JUNIOR GIRL	ISR	441	Linoy Geva	2002	57.0	39.0	6.0	3.0	9.0 RDG1:4	(18.0)	1.0	1.0	1.0	1.0	17.0
4	JUNIOR GIRL	GBR	988	Izzy Adcock	2002	62.0	43.0	10.0	(19.0)	2.0	11.0	3.0	2.0	2.0	2.0	11.0
5	JUNIOR GIRL	ITA	55	Marta Monge	2002	72.0	46.0	8.0	(26.0)	3.0	3.0	7.0	6.0	12.0	4.0	3.0
6	JUNIOR GIRL	FRA	80	Jariel Elisa	2002	63.0	52.0	3.0	4.0	9.0	5.0	(11.0)	10.0	6.0	11.0	4.0
7	JUNIOR GIRL	RUS	13	Yana Reznikova	2003	89.0	68.0	(21.0)	1.0	15.0	1.0	12.0	9.0	10.0	5.0	15.0
8	JUNIOR GIRL	BLR	784	Julia Matveenکو	2002	99.0	71.0	4.0	8.0	5.0	(28.0)	5.0	5.0	9.0	15.0	20.0
9	JUNIOR GIRL	ITA	47	Matilde Fassio	2003	151.0	86.0	7.0	11.0	8.0	4.0	9.0	15.0	(65.0 DNC)	20.0	12.0
10	JUNIOR GIRL	ISR	910	Ella Benbenisti	2003	120.0	95.0	13.0	(25.0)	14.0	15.0	10.0	16.0	13.0	12.0	2.0
11	JUNIOR GIRL	FRA	617	Anais Polycarpe	2002	152.0	121.0	(31.0)	16.0	18.0	9.0	28.0	17.0	5.0	14.0	14.0
12	JUNIOR GIRL	FRA	712	Manon Pianazza	2003	158.0	125.0	14.0	(33.0)	4.0	10.0	22.0	11.0	27.0	16.0	21.0
13	JUNIOR GIRL	RUS	20	Shchedrina Anastasiia	2003	156.0	127.0	25.0	7.0	13.0	17.0	18.0	18.0	22.0	(29.0)	7.0
14	JUNIOR GIRL	ISR	440	Gal Peretz	2003	200.0	135.0	2.0	14.0	12.0	8.0	15.0	3.0	(65.0 DNC)	65.0 DNF	16.0
15	JUNIOR GIRL	POL	297	Agata Zych	2002	178.0	146.0	19.0	18.0	7.0	29.0	24.0	(32.0)	18.0	7.0	24.0
16	JUNIOR GIRL	ITA	163	Aurora De Felici	2002	179.0	147.0	11.0	24.0	24.0	19.0	13.0	12.0	17.0	27.0	(32.0)
17	JUNIOR GIRL	FRA	2388	Jade Bruche	2003	217.0	152.0	24.0	10.0	1.0	21.0	29.0	34.0	(65.0 DNC)	25.0	8.0
18	JUNIOR GIRL	FRA	369	Clara Chabannes	2003	192.0	157.0	29.0	13.0	(35.0)	12.0	26.0	27.0	23.0	17.0	10.0
19	JUNIOR GIRL	ITA	97	Silvia Aromatario	2002	209.0	167.0	17.0	12.0	40.0	23.0	(42.0)	28.0	28.0	10.0	9.0
20	JUNIOR GIRL	ITA	110	Claudia Parolari	2004	209.0	170.0	12.0	38.0	26.0	(39.0)	8.0	13.0	8.0	36.0	29.0
21	JUNIOR GIRL	ITA	85	Lavinia De Felici	2003	206.0	172.0	(34.0)	28.0	20.0	16.0	30.0	21.0	24.0	8.0	25.0
22	JUNIOR GIRL	ITA	41	Gaia Busetta	2002	237.0	172.0	26.0	21.0	16.0	27.0	16.0	19.0	25.0	22.0	(65.0 DNC)

Rank	Fleet	NOC	Sail No	Name	DoB	Total	Nett	R1	R2	R3	R4	R5	R6	R7	R8	R9
23	JUNIOR GIRL	 POL	320	Karina Filip	2003	216.0	184.0	(32.0)	30.0	23.0	13.0	17.0	31.0	15.0	24.0	31.0
24	JUNIOR GIRL	 ESP	79	De Arce Mar	2003	262.0	197.0	30.0	6.0	28.0	34.0	14.0	14.0	(65.0 DNC)	65.0 DNC	6.0
25	JUNIOR GIRL	 FRA	831	Monnet Lili	2002	266.0	201.0	9.0	34.0	11.0	7.0	6.0	4.0	(65.0 DNC)	65.0 DNC	65.0 DNC
26	JUNIOR GIRL	 POL	108	Julia Dawidowicz	2002	251.0	204.0	16.0	35.0	34.0	(47.0)	34.0	23.0	11.0	21.0	30.0
27	JUNIOR GIRL	 GBR	29	Emily-Jane Eldred	2002	261.0	209.0	18.0	32.0	22.0	22.0	27.0	25.0	29.0	34.0	(52.0)
28	JUNIOR GIRL	 MEX	198	Joanna Diego	2002	260.0	213.0	28.0	46.0	19.0	24.0	35.0	22.0	26.0	13.0	(47.0)
29	JUNIOR GIRL	 BLR	765	Evgenia Sokolovskaya	2003	270.0	227.0	42.0	40.0	27.0	26.0	(43.0)	26.0	14.0	19.0	33.0
30	JUNIOR GIRL	 ISR	908	Naama Greenberg	2002	300.0	235.0	22.0	9.0	21.0	14.0	19.0	20.0	(65.0 DNC)	65.0 DNC	65.0 DNC
31	JUNIOR GIRL	 JPN	1211	Mio Iida	2002	303.0	250.0	44.0	42.0	32.0	20.0	38.0	(53.0)	7.0	33.0	34.0
32	JUNIOR GIRL	 ITA	26	Alice Nodari	2003	304.0	251.0	15.0	44.0	29.0	37.0	44.0	35.0	21.0	26.0	(53.0)
33	JUNIOR GIRL	 FRA	606	Clemence Cochard	2003	315.0	264.0	35.0	29.0	42.0	33.0	(51.0)	29.0	36.0	18.0	42.0
34	JUNIOR GIRL	 ISR	639	Neeve Simi Robinson	2002	317.0	264.0	37.0	36.0	31.0	45.0	(53.0)	43.0	3.0	28.0	41.0
35	JUNIOR GIRL	 GBR	991	Zoe Bassett	2002	318.0	266.0	27.0	(52.0)	33.0	30.0	49.0	41.0	16.0	31.0	39.0
36	JUNIOR GIRL	 ITA	39	Elena Polletti	2003	336.0	271.0	36.0	17.0	45.0	32.0	39.0	47.0	(65.0 DNC)	37.0	18.0
37	JUNIOR GIRL	 MEX	194	Grecia-Samadi Hernandez Oviedo	2003	346.0	288.0	55.0	47.0	46.0	35.0	40.0	40.0	19.0	6.0	(58.0)
38	JUNIOR GIRL	 ISR	600	Roni Alon	2003	357.0	292.0	33.0	15.0	37.0	50.0	23.0	33.0	(65.0 DNC)	65.0 DNC	36.0
39	JUNIOR GIRL	 JPN	1112	Akari Iemoto	2002	340.0	294.0	39.0	27.0	38.0	41.0	(46.0)	36.0	34.0	35.0	44.0
40	JUNIOR GIRL	 GBR	937	Zara Horton	2002	373.0	308.0	23.0	22.0	25.0	42.0	36.0	30.0	(65.0 DNC)	65.0 DNC	65.0 DNC
41	JUNIOR GIRL	 ITA	118	Teodora Ricci	2002	381.0	316.0	50.0	53.0	39.0	(65.0 DNF)	32.0	39.0	35.0	23.0	45.0
42	JUNIOR GIRL	 ITA	288	Sofia Ada Ciaravolo	2004	384.0	319.0	38.0	23.0	44.0	36.0	41.0	45.0	(65.0 DNC)	65.0 DNC	27.0
43	JUNIOR GIRL	 SVK	49	Lenka Beraňkova	2002	385.0	320.0	45.0	45.0	30.0	31.0	31.0	38.0	(65.0 DNC)	65.0 DNC	35.0
44	JUNIOR GIRL	 GER	2213	Nadia Jablonski	2003	393.0	328.0	20.0	20.0	58.0	(65.0 DNC)	20.0	42.0	65.0 DNC	65.0 DNF	38.0
45	JUNIOR GIRL	 ISR	608	Noya Romi	2003	397.0	332.0	47.0	43.0	41.0	(65.0 DNF)	25.0	24.0	65.0 DNC	30.0	57.0
46	JUNIOR GIRL	 NOR	126	Oda Sverre	2004	386.0	336.0	40.0	(50.0)	48.0	48.0	48.0	50.0	30.0	32.0	40.0
47	JUNIOR GIRL	 ESP	762	Cristina Padilla Moreno	2003	404.0	339.0	53.0	55.0	49.0	46.0	33.0	46.0	(65.0 DNC)	38.0	19.0
48	JUNIOR GIRL	 BLR	713	Jana Lomats	2003	404.0	339.0	46.0	37.0	36.0	38.0	52.0	52.0	32.0	(65.0 DNF)	46.0
49	JUNIOR GIRL	 ISR	618	Linoy Schwartz Bargota	2004	407.0	342.0	52.0	31.0	43.0	40.0	45.0	44.0	(65.0 DNC)	65.0 DNC	22.0
50	JUNIOR GIRL	 ITA	551	Caterina Biagiolini	2003	411.0	346.0	49.0	49.0	50.0	25.0	21.0	37.0	(65.0 DNC)	65.0 DNC	50.0
51	JUNIOR GIRL	 RUS	87	Luliia Kavalerchik	2003	427.0	362.0	41.0	39.0	51.0	44.0	37.0	48.0	(65.0 DNF)	65.0 DNF	37.0

Rank	Fleet	NOC	Sail No	Name	DoB	Total	Nett	R1	R2	R3	R4	R5	R6	R7	R8	R9
52	JUNIOR GIRL	<input type="checkbox"/> POL	11	Julia Hlavaty	2002	459.0	394.0	48.0	51.0	53.0	43.0	50.0	58.0	(65.0 DNC)	65.0 DNC	26.0
53	JUNIOR GIRL	<input type="checkbox"/> POL	89	Amelia Zalewska	2003	466.0	401.0	57.0	41.0	54.0	49.0	56.0	56.0	(65.0 DNC)	65.0 DNC	23.0
54	JUNIOR GIRL	<input type="checkbox"/> ITA	443	Francesca Tanas	2003	471.0	406.0	43.0	48.0	(65.0 DNC)	65.0 DNC	47.0	60.0	65.0 DNC	65.0 DNC	13.0
55	JUNIOR GIRL	<input type="checkbox"/> RUS	3	Sofia Miller	2005	504.0	439.0	54.0	(65.0 DNF)	52.0	65.0 DNC	65.0 DNC	51.0	31.0	65.0 DNF	56.0
56	JUNIOR GIRL	<input type="checkbox"/> ARG	400	Alexia Garcia Guevara	2002	509.0	444.0	56.0	54.0	47.0	(65.0 DNF)	60.0	54.0	65.0 DNC	65.0 DNC	43.0
57	JUNIOR GIRL	<input type="checkbox"/> GER	929	Franziska Sieper	2003	515.0	450.0	61.0	57.0	60.0	(65.0 DNF)	54.0	55.0	33.0	65.0 DNF	65.0 DNC
58	JUNIOR GIRL	<input type="checkbox"/> POL	9	Natalia Staszewska	2003	517.0	452.0	(65.0 DNF)	65.0 DNF	59.0	65.0 DNC	58.0	49.0	37.0	65.0 DNC	54.0
59	JUNIOR GIRL	<input type="checkbox"/> ITA	106	Aurora Asturi	2004	524.0	459.0	51.0	58.0	57.0	(65.0 DNF)	57.0	57.0	65.0 DNC	65.0 DNC	49.0
60	JUNIOR GIRL	<input type="checkbox"/> ARG	317	Constanza Almenara	2003	533.0	468.0	58.0	59.0	56.0	(65.0 DNF)	55.0	59.0	65.0 DNC	65.0 DNC	51.0
61	JUNIOR GIRL	<input type="checkbox"/> ITA	223	Sara Biancavilla	2003	534.0	469.0	59.0	56.0	55.0	(65.0 DNF)	59.0	62.0	65.0 DNC	65.0 DNF	48.0
62	JUNIOR GIRL	<input type="checkbox"/> POL	751	Nell Ryan	2003	541.0	476.0	(65.0 DNC)	65.0 DNF	65.0 DNC	65.0 DNF	62.0	61.0	65.0 DNC	65.0 DNC	28.0
63	JUNIOR GIRL	<input type="checkbox"/> ITA	208	Cristina Nodari	2004	564.0	499.0	60.0	(65.0 DNF)	65.0 DNC	65.0 DNC	61.0	63.0	65.0 DNC	65.0 DNC	55.0
64	JUNIOR GIRL	<input type="checkbox"/> POL	400	Martyna Terman	2005	577.0	512.0	(65.0 DNF)	65.0 DNC	65.0 DNC	65.0 DNC	63.0	65.0 DNC	65.0 DNC	65.0 DNC	59.0

Scoring codes used

Code	Description	Points
DNC	Did not come to the starting area	65
DNF	Started but did not finish	65
RDG1:4	Redress - average points for races 1 to 9, except the race in question	9

Sailwave Scoring Software 2.22.1

www.sailwave.com



T293 World Championship 2016

Torbole - Lake Garda - Italy

my live regatta

JUNIOR BOYS - Results are provisional as of 20:00 on October 29, 2016

Contents

- [Gold Fleet](#)
- [Silver Fleet](#)

Gold Fleet

Sailed: 12, Discards: 2, To count: 10, Entries: 68, Scoring system: WCR Appendix A

Rank	Fleet	NOC	Sail No	Name	DoB	Total	Nett	Q1	Q2	Q3	Q4	Q5	F1	F2	F3	F4	F5	F6	F7
1	Gold	FRA	1141	Mathis Ghio	2002	64.0	33.0	1.0	4.0	2.0	1.0	(5.0)	14.0	4.0	(26.0)	3.0	2.0	1.0	1.0
2	Gold	ISR	290	Eyal Zror	2002	57.0	34.0	(2.0)	2.0	1.0	2.0	1.0	7.0	7.0	(21.0)	2.0	4.0	2.0	6.0
3	Gold	GBR	19	Finn Hawkins	2002	48.0	34.0	1.0	1.0	4.0	4.0	(8.0)	(6.0)	5.0 RDG6:9	3.0	6.0	1.0	4.0	5.0
4	Gold	GRE	88	Petros Tsortanidis	2002	61.0	41.0	3.0	(12.0)	6.0	2.0	2.0	2.0	5.0	6.0	(8.0)	6.0	5.0	4.0
5	Gold	GRE	2002	Alexandros Kalpogiannakis	2002	69.0	43.0	2.0	1.0	2.0	1.0	(4.0)	4.0	2.0	18.0	(22.0)	3.0	3.0	7.0
6	Gold	ITA	101	Alessandro Jose Tomasi	2003	91.0	53.0	(11.0)	2.0	3.0	5.0	6.0	5.0	3.0	12.0	(27.0)	8.0	7.0	2.0
7	Gold	ISR	295	Liam Segev	2002	121.0	67.0	(18.0)	5.0	1.0	3.0	1.0	10.0	1.0	(36.0)	32.0	5.0	6.0	3.0
8	Gold	ITA	4	Edoardo Tanas	2002	165.0	85.0	5.0	9.0	(11.0)	9.0	3.0	3.0	6.0	(69.0 DSQ)	5.0	14.0	18.0	13.0
9	Gold	GBR	317	Ethan Moody	2002	163.0	98.0	4.0	(10.0)	8.0	3.0	3.0	8.0	9.0	(55.0)	23.0	16.0	8.0	16.0
10	Gold	ESP	19	Aurelio De Terry Valle	2002	151.0	99.0	13.0	3.0	11.0	(14.0)	2.0	1.0	8.0	27.0	(38.0)	15.0	11.0	8.0
11	Gold	GRE	107	Charalampos Kogias	2002	152.0	107.0	9.0	(13.0)	12.0	7.0	4.0	11.0	12.0	(32.0)	4.0	10.0	20.0	18.0
12	Gold	JPN	358	Shinnosuke Naito	2002	169.0	113.0	8.0	4.0	12.0	4.0	(15.0)	23.0	15.0	11.0	(41.0)	7.0	14.0	15.0
13	Gold	ITA	1000	Gabriele Guella	2002	164.0	124.0	6.0	(11.0)	5.0	5.0	10.0	22.0	11.0	8.0	(29.0)	21.0	16.0	20.0
14	Gold	ISR	218	Roi Hillel	2002	181.0	134.0	9.0	8.0	9.0	6.0	(12.0)	16.0	22.0	2.0	1.0	29.0	32.0	(35.0)
15	Gold	FRA	2205	Louis Pochet	2002	198.0	141.0	10.0	(15.0)	4.0	13.0	5.0	12.0	16.0	33.0	(42.0)	13.0	25.0	10.0
16	Gold	POL	42	Michal Polak	2002	216.0	147.0	8.0	(11.0)	7.0	11.0	10.0	21.0	18.0	38.0	(58.0)	11.0	12.0	11.0
17	Gold	GRE	127	Nikolaos Silitzoglou	2002	211.0	155.0	10.0	17.0	(19.0)	7.0	11.0	15.0	20.0	34.0	11.0	(37.0)	21.0	9.0
18	Gold	ITA	139	Riccardo Milani	2002	221.0	160.0	(24.0)	24.0	9.0	9.0	8.0	18.0	13.0	13.0	21.0	22.0	23.0	(37.0)
19	Gold	POL	636	Dominik Lewinski	2002	246.0	171.0	(21.0)	6.0	8.0	8.0	7.0	9.0	28.0	(54.0)	9.0	25.0	41.0	30.0
20	Gold	FRA	1888	Madier Nicolin	2002	241.0	172.0	14.0	7.0	13.0	(18.0)	7.0	17.0	21.0	9.0	(51.0)	35.0	35.0	14.0
21	Gold	FRA	6464	Antoine Mongrand	2002	245.0	173.0	4.0	3.0	5.0	(10.0)	9.0	41.0	25.0	(62.0)	30.0	18.0	26.0	12.0

Rank	Fleet	NOC	Sail No	Name	DoB	Total	Nett	Q1	Q2	Q3	Q4	Q5	F1	F2	F3	F4	F5	F6	F7
22	Gold	 TUR	9999	Batuhan Arslan	2002	300.0	174.0	3.0	10.0	17.0	16.0	(69.0 DNC)	40.0	17.0	(57.0 ARB)	18.0	17.0	15.0	21.0
23	Gold	 GBR	9926	James Bulson	2002	240.0	177.0	(26.0)	14.0	3.0	11.0	24.0	(37.0)	19.0	10.0	17.0	23.0	34.0	22.0
24	Gold	 JPN	1151	Saito Yugo	2002	269.0	179.0	(32.0)	20.0	14.0	13.0	14.0	(58.0)	14.0	17.0	44.0	9.0	9.0	25.0
25	Gold	 ISR	930	Daniel Basik Tashtash	2004	259.0	198.0	16.0	17.0	(21.0)	17.0	15.0	19.0	36.0	1.0	16.0	33.0	(40.0)	28.0
26	Gold	 ITA	9	Alessandro Giangrande	2003	261.0	203.0	6.0	(14.0)	7.0	6.0	9.0	20.0	27.0	42.0	35.0	(44.0)	17.0	34.0
27	Gold	 SIN	1	Alexander Lim	2002	311.0	214.0	7.0	(28.0 ARBm)	16.0	19.0	11.0	33.0	29.0	14.0	7.0	(69.0 DNC)	49.0	29.0
28	Gold	 FRA	1607	Louis Plassard	2003	323.0	231.0	24.0	9.0	6.0	12.0	(25.0)	(67.0)	46.0	57.0	14.0	27.0	19.0	17.0
29	Gold	 ITA	24	Davide Antognoli	2003	349.0	245.0	7.0	6.0	34.0	(35.0)	6.0	25.0	26.0	5.0	37.0	(69.0 DNC)	48.0	51.0
30	Gold	 NED	750	Matthijs van Wijngaarden	2002	363.3	250.3	19.0	7.0	(44.0)	27.0	14.0	27.0	25.3 RDG6:9	16.0	33.0	50.0	(69.0 DNC)	32.0
31	Gold	 NOR	148	Nils-Henrik Lind	2004	340.7	254.7	5.0	5.0	(17.0)	16.0	16.0	13.0	18.7 RDG6:9	23.0	20.0	(69.0 DNC)	69.0 DNC	69.0 DNC
32	Gold	 LAT	535	Matiss Punte	2004	373.0	280.0	13.0	13.0	19.0	23.0	(24.0)	38.0	55.0	24.0	13.0	(69.0 DNC)	39.0	43.0
33	Gold	 FRA	1121	Jules Chantrel	2003	374.3	283.3	(22.0)	14.3 RDG1:5	10.0	12.0	13.0	24.0	37.0	20.0	15.0	(69.0 DNC)	69.0 DNC	69.0 DNC
34	Gold	 POL	718	Jan Rudowicz	2003	375.0	286.0	25.0	20.0	(33.0)	21.0	17.0	39.0	(56.0)	19.0	10.0	43.0	44.0	48.0
35	Gold	 ITA	60	Dario Masoni	2002	438.3	300.3	12.0	25.3 RDG1:5	10.0	10.0	(69.0 DNF)	56.0	50.0	(69.0 OCS)	46.0	31.0	22.0	38.0
36	Gold	 ISR	655	Ofek Sameora	2003	399.0	307.0	11.0	22.0	14.0	(23.0)	18.0	29.0	31.0	39.0	34.0	(69.0 DNC)	69.0 DNC	40.0
37	Gold	 GRE	899	Dimitrios Zagorianos	2003	409.0	308.0	21.0	(46.0)	25.0	24.0	20.0	(55.0)	53.0	31.0	48.0	12.0	29.0	45.0
38	Gold	 ITA	42	Alessandro Melis	2004	413.0	315.0	14.0	18.0	(29.0)	29.0	18.0	26.0	42.0	4.0	26.0	(69.0 DNC)	69.0 DNC	69.0 DNC
39	Gold	 ITA	111	Francesco Parolari	2004	412.0	316.0	20.0	21.0	(36.0)	33.0	21.0	45.0	38.0	51.0	(60.0)	41.0	13.0	33.0
40	Gold	 ISR	931	Tidhar Campanella	2002	419.0	317.0	16.0	(38.0)	24.0	24.0	19.0	50.0	(64.0)	30.0	47.0	24.0	37.0	46.0
41	Gold	 MEX	201	Alex Torres	2003	440.0	319.0	39.0	(69.0 RET)	26.0	17.0	30.0	51.0	32.0	(52.0)	43.0	28.0	30.0	23.0
42	Gold	 GER	2212	Felix Kupky	2002	421.0	320.0	15.0	23.0	23.0	20.0	(32.0)	36.0	23.0	22.0	49.0	(69.0 DNC)	54.0	55.0
43	Gold	 ITA	23	Pietro Angelo Chincarini	2004	436.0	320.0	20.0	53.0	21.0	8.0	(54.0)	(62.0)	35.0	44.0	56.0	34.0	10.0	39.0
44	Gold	 PER	7	Raul Claux	2002	428.0	325.0	35.0	33.0	18.0	27.0	(38.0)	(65.0)	34.0	35.0	53.0	36.0	28.0	26.0
45	Gold	 TUR	8911	Kerim Girittiolglu	2004	473.0	335.0	(69.0 DNC)	19.0	23.0	14.0	17.0	32.0	58.0	15.0	19.0	(69.0 DNC)	69.0 DNC	69.0 DNC
46	Gold	 ITA	182	Luca Mignanti	2002	431.0	338.0	27.0	(34.0)	26.0	21.0	23.0	49.0	24.0	(59.0)	45.0	49.0	50.0	24.0
47	Gold	 LAT	16	Jekabs Ceze	2004	435.0	344.0	28.0	22.0	(34.0)	31.0	20.0	35.0	(57.0)	29.0	54.0	40.0	36.0	49.0
48	Gold	 HUN	3000	Balint Morvai	2003	454.0	348.0	33.0	28.0	20.0	28.0	(45.0)	59.0	40.0	49.0	(61.0)	19.0	45.0	27.0
49	Gold	 RUS	20	Mikhail Aleksandrov	2003	470.0	348.0	15.0	(53.0 ARBm)	32.0	38.0	13.0	31.0	62.0	40.0	12.0	47.0	(69.0 DNC)	58.0
50	Gold	 FRA	931	Arduin Pablo	2002	440.0	350.0	(34.0)	27.0	15.0	28.0	28.0	42.0	39.0	48.0	40.0	32.0	51.0	(56.0)
51	Gold	NED	149	Emiel Vermeulen	2003	447.0	353.0	29.0	26.0	15.0	29.0	(31.0)	46.0	47.0	(63.0)	25.0	45.0	47.0	44.0

Rank	Fleet	NOC	Sail No	Name	DoB	Total	Nett	Q1	Q2	Q3	Q4	Q5	F1	F2	F3	F4	F5	F6	F7
52	Gold	 FRA	1355	Clement Eynard	2003	457.0	353.0	18.0	27.0	(37.0)	37.0	26.0	44.0	(67.0)	37.0	31.0	48.0	33.0	52.0
53	Gold	 FRA	924	Benjamin Chauveau	2004	489.0	355.0	38.0	(69.0 RET)	22.0	26.0	39.0	47.0	33.0	53.0	(65.0)	42.0	24.0	31.0
54	Gold	 ARG	425	Sebastian Nores	2002	478.0	364.0	23.0	16.0	32.0	20.0	(46.0)	(68.0)	41.0	47.0	62.0	38.0	38.0	47.0
55	Gold	 ISR	970	Ido Davidi	2002	469.0	367.0	31.0	(37.0)	30.0	22.0	27.0	53.0	44.0	(65.0)	52.0	30.0	42.0	36.0
56	Gold	 FRA	744	Philippe Garcia	2003	480.0	368.0	12.0	(43.0)	13.0	18.0	40.0	54.0	45.0	43.0	50.0	(69.0 DNC)	52.0	41.0
57	Gold	 ISR	646	Adir Twil	2004	511.0	373.0	23.0	16.0	39.0	(69.0 DNC)	21.0	30.0	60.0	7.0	39.0	(69.0 DNC)	69.0 DNC	69.0 DNC
58	Gold	 ITA	14	Gianmarco Genna	2002	488.0	374.0	28.0	30.0	16.0	32.0	(46.0)	57.0	(68.0)	64.0	55.0	46.0	27.0	19.0
59	Gold	 ITA	35	Elias Argiolas	2002	484.0	379.0	(36.0)	29.0	18.0	19.0	35.0	43.0	30.0	56.0	68.0	39.0	(69.0 DNC)	42.0
60	Gold	 GBR	3197	Oscar Shaw	2003	521.0	383.0	17.0	21.0	(69.0 DNC)	48.0	16.0	28.0	66.0	25.0	24.0	(69.0 DNC)	69.0 DNC	69.0 DNC
61	Gold	 GBR	3226	Max Beaman	2003	492.0	397.0	29.0	29.0	(36.0)	15.0	33.0	52.0	49.0	46.0	(59.0)	51.0	43.0	50.0
62	Gold	 POL	661	Krzysztof Zarnowski	2004	540.0	402.0	17.0	12.0	(69.0 DNC)	48.0	27.0	63.0	43.0	41.0	28.0	(69.0 DNC)	69.0 DNC	54.0
63	Gold	 ITA	130	Nicolo Spanu	2004	550.0	417.0	37.0	(69.0 RET)	22.0	30.0	39.0	60.0	63.0	58.0	(64.0)	20.0	31.0	57.0
64	Gold	 ITA	193	Roberto Galletti	2002	563.0	425.0	26.0	(69.0 RET)	24.0	34.0	22.0	48.0	48.0	28.0	57.0	(69.0 DNC)	69.0 DNC	69.0 DNC
65	Gold	 ARG	477	Nahuel-Facundo Bobar	2002	548.0	432.0	(50.0)	33.0	31.0	25.0	31.0	(66.0)	61.0 ARBm	60.0	66.0	26.0	46.0	53.0
66	Gold	 POL	195	Julian Wardaszko	2003	575.0	437.0	22.0	35.0	(69.0 DNC)	25.0	29.0	34.0	52.0	61.0	67.0	(69.0 DNC)	53.0	59.0
67	Gold	 ARG	35	Theo De Pierris	2002	584.0	457.0	19.0	19.0	27.0	15.0	(58.0)	61.0	65.0	50.0	63.0	(69.0 DNC)	69.0 DNC	69.0 DNC
68	Gold	 RUS	97	Anton Tokarev	2002	588.0	479.0	37.0	(40.0)	20.0	35.0	22.0	64.0	61.0	66.0	36.0	(69.0 DNF)	69.0 DNF	69.0 DNC

Silver Fleet

Sailed: 8, Discards: 1, To count: 7, Entries: 67, Scoring system: WCR Appendix A

Rank	Fleet	NOC	Sail No	Name	DoB	Total	Nett	Q1	Q2	Q3	Q4	Q5	F1	F2	F3
1	Silver		1	Dawid Sykula	2005	191.0	148.0	(43.0)	26.0	42.0	40.0	29.0	7.0	1.0	3.0
2	Silver		960	Larue Titouan	2003	220.0	151.0	30.0	28.0	25.0	(69.0 DNC)	45.0	8.0	11.0	4.0
3	Silver		652	Dan Yosef Bagler	2004	226.0	157.0	38.0	15.0	(69.0 DNC)	69.0 DNC	23.0	3.0	8.0	1.0
4	Silver		428	Cambas Rudy	2004	212.0	164.0	43.0	(48.0)	28.0	39.0	28.0	6.0	10.0	10.0
5	Silver		577	Rafferty Read	2003	222.0	179.0	34.0	34.0	27.0	36.0	(43.0)	18.0	16.0	14.0
6	Silver		13	Francesco Simeoni	2004	231.0	179.0	(52.0)	36.0	30.0	31.0	33.0	23.0	15.0	11.0
7	Silver		39	Kacper Jaskolski	2003	232.0	179.0	(53.0)	25.0	40.0	34.0	36.0	14.0	3.0	27.0
8	Silver		1	Abdullah Al-Sarhi	2002	248.5	179.5	40.0	(69.0 RET)	28.0	40.5 RDG1:5	25.0	1.0	24.0	21.0
9	Silver		109	Grzegorz Bujnowski	2002	263.0	194.0	33.0	(69.0 RET)	37.0	40.0	36.0	2.0	22.0	24.0
10	Silver		186	Michele Marchei	2004	244.0	195.0	35.0	41.0	31.0	42.0	(49.0)	16.0	7.0	23.0
11	Silver		512	Michal Lis	2004	248.0	198.0	(50.0)	25.0	39.0	36.0	42.0	47.0	2.0	7.0
12	Silver		90	Mattia Calderini	2003	243.0	201.0	41.0	32.0	(42.0)	22.0	41.0	37.0	6.0	22.0
13	Silver		146	Aleksander Niziolek	2003	275.0	206.0	31.0	46.0	(69.0 DNC)	46.0	69.0 DNF	5.0	4.0	5.0
14	Silver		5	Kacper Gwozdz	2003	287.0	218.0	44.0	31.0	50.0	(69.0 DNF)	35.0	27.0	18.0 RDGI	13.0
15	Silver		45	Matteo Pepe	2003	287.0	218.0	42.0	42.0	(69.0 DNC)	37.0	34.0	17.0	14.0	32.0
16	Silver		46	Daniel Ugniewski	2003	268.0	223.0	30.0	39.0	33.0	30.0	34.0	22.0	35.0	(45.0)
17	Silver		89	Benjamin Anderlan	2004	292.0	223.0	47.0	44.0	(69.0 DNC)	69.0 DNC	42.0	4.0	5.0	12.0
18	Silver		348	Kurran Desoutter Henry	2003	295.0	226.0	47.0	(69.0 RET)	38.0	39.0	48.0	15.0	13.0	26.0
19	Silver		16	Massimo Giovanazzi	2002	279.0	228.0	(51.0)	32.0	38.0	26.0	40.0	31.0	18.0	43.0
20	Silver		39	Edijs Busmanis	2004	304.0	235.0	49.0	50.0	(69.0 DNC)	69.0 DNC	30.0	9.0	12.0	16.0
21	Silver		206	Daniel Sanchez	2003	309.0	240.0	62.0	43.0	53.0	44.0	(69.0 DNF)	20.0	9.0	9.0
22	Silver		696	Rotem Lev	2003	310.0	241.0	49.0	23.0	(69.0 DNC)	69.0 DNC	19.0	10.0	69.0 RET	2.0
23	Silver		717	Alberto Colomer Gonzalez	2002	295.0	246.0	44.0	(49.0)	41.0	38.0	44.0	29.0	17.0	33.0
24	Silver		218	Alberto Citzia	2004	328.0	259.0	(69.0 DNC)	69.0 DNC	40.0	50.0	12.0	13.0	26.0	49.0
25	Silver		68	Jonathan Bultynck	2003	319.0	262.0	25.0	38.0	43.0	43.0	(57.0)	33.0	41.0	39.0
26	Silver		184	Leo Hunault	2003	337.0	268.0	45.0	42.0	43.0	(69.0 DNC)	41.0	19.0	40.0	38.0
27	Silver		527	Billy Ellis	2002	328.0	271.0	(57.0)	53.0	35.0	49.0	38.0	44.0	32.0	20.0
28	Silver		102	Mathieu Leroy	2004	355.0	286.0	55.0	47.0	52.0	32.0	(69.0 DNF)	25.0	19.0	56.0
29	Silver		293	Rolands Lovnieks	2004	357.0	288.0	61.0	52.0	(69.0 DNC)	69.0 DNC	37.0	21.0	33.0	15.0

Rank	Fleet	NOC	Sail No	Name	DoB	Total	Nett	Q1	Q2	Q3	Q4	Q5	F1	F2	F3
30	Silver		3165	Louis Walker	2003	361.0	292.0	53.0	(69.0 RET)	69.0 DNC	69.0 DNC	50.0	12.0	21.0	18.0
31	Silver		432	Lev Konyshov	2003	355.0	294.0	39.0	31.0	41.0	46.0	(61.0)	59.0	23.0	55.0
32	Silver		36	Kacper Guzowski	2003	366.0	297.0	36.0	(69.0 RET)	69.0 DNC	41.0	26.0	34.0	45.0	46.0
33	Silver		494	Frederik Sieper	2003	367.0	298.0	48.0	35.0	(69.0 DNC)	44.0	51.0	49.0	31.0	40.0
34	Silver		273	Alexandre Jacquot	2004	372.0	303.0	64.0	48.0	(69.0 RET)	52.0	53.0	30.0	48.0	8.0
35	Silver		33	Thomas Bourhis	2003	376.0	307.0	51.0	(69.0 RET)	45.0	69.0 DNC	47.0	24.0	46.0	25.0
36	Silver		19	Gabriel Munhoz	2002	379.0	310.0	66.0	54.0	(69.0 DNC)	69.0 DNC	69.0 DNC	26.0	20.0	6.0
37	Silver		4	Alvaro De La Melena	2002	379.0	310.0	42.0	(69.0 RET)	29.0	47.0	56.0	36.0	49.0	51.0
38	Silver		176	Agostino Napoli	2003	382.0	313.0	46.0	50.0	(69.0 DNC)	69.0 DNC	37.0	35.0	29.0	47.0
39	Silver		29	Davis Mazais	2005	382.0	313.0	54.0	51.0	(69.0 DNC)	53.0	48.0	32.0	34.0	41.0
40	Silver		86	Hannes Andergassen	2004	384.0	315.0	41.0	49.0	47.0	(69.0 DNC)	69.0 DNF	40.0	25.0	44.0
41	Silver		27	Giovanni Di Russo	2004	386.0	317.0	40.0	(69.0 RET)	46.0	50.0	32.0	52.0	43.0	54.0
42	Silver		135	Mateusz Galinski	2002	393.0	324.0	52.0	45.0	(69.0 DNC)	54.0	52.0	41.0	50.0	30.0
43	Silver		155	Gabriel Calvo	2003	394.0	325.0	59.0	55.0	48.0	42.0	(69.0 DNF)	43.0	42.0	36.0
44	Silver		939	Samy Vielhuber	2002	398.0	329.0	56.0	39.0	(69.0 DNC)	69.0 DNC	69.0 DNC	38.0	30.0	28.0
45	Silver		32	Iwo Wrzesinski	2003	397.0	337.0	56.0	37.0	35.0	43.0	49.0	(60.0)	57.0	60.0
46	Silver		8	Manuel Zoilo Buzon	2003	406.0	337.0	48.0	45.0	(69.0 DNC)	69.0 DNC	55.0	57.0	44.0	19.0
47	Silver		2	Usama Al- Breiki	2002	407.0	338.0	55.0	(69.0 RET)	45.0	69.0 RET	69.0 DNF	11.0	39.0	50.0
48	Silver		38	Gabriele Gasparini	2003	407.0	338.0	54.0	41.0	(69.0 DNC)	51.0	69.0 DNC	42.0	47.0	34.0
49	Silver		55	Leonid Pudkov	2003	410.0	341.0	58.0	(69.0 RET)	69.0 DNC	45.0	44.0	58.0	38.0	29.0
50	Silver		319	Boris Shaw	2005	416.0	347.0	(69.0 DNC)	40.0	69.0 DNC	69.0 DNC	43.0	39.0	28.0	59.0
51	Silver		157	Liam Calvo	2004	421.0	352.0	46.0	(69.0 RET)	69.0 RET	69.0 RET	69.0 DNC	45.0	37.0	17.0
52	Silver		555	Alexis Boinet	2003	421.5	352.5	60.0	56.0	(69.0 DNC)	45.0	57.5 RDG1:5	46.0	36.0	52.0
53	Silver		72	Rafael Llerena	2003	425.0	356.0	61.0	24.0	(69.0 DNC)	69.0 DNC	63.0	55.0	53.0	31.0
54	Silver		88	Bruno Kester	2003	431.0	362.0	65.0	57.0	(69.0 DNC)	33.0	69.0 DNF	53.0	27.0	58.0
55	Silver		401	Arturs Sprindzuks	2004	432.0	363.0	32.0	(69.0 RET)	69.0 DNC	55.0	62.0	56.0	54.0	35.0
56	Silver		184	Emanuele Bonifacio	2004	432.0	363.0	45.0	47.0	55.0	47.0	(69.0 DNF)	51.0	61.0	57.0
57	Silver		9	Omar Al-Qartoubi	2003	437.0	368.0	(69.0 RET)	69.0 RET	44.0	41.0	69.0 DNF	50.0	58.0	37.0
58	Silver		76	Max Hieber	2002	448.0	379.0	60.0	(69.0 DNF)	69.0 DNC	69.0 DNC	59.0	28.0	52.0	42.0
59	Silver		293	Leandre Carlier - Arquoit	2003	460.0	391.0	27.0	(69.0 RET)	69.0 DNC	56.0	60.0	64.0	62.0	53.0

Rank	Fleet	NOC	Sail No	Name	DoB	Total	Nett	Q1	Q2	Q3	Q4	Q5	F1	F2	F3
60	Silver	<input type="checkbox"/> GER	364	Finn Kerwien	2003	472.0	403.0	59.0	54.0	54.0	(69.0 DNF)	47.0	63.0	59.0	67.0
61	Silver	<input type="checkbox"/> POL	174	Konrad Zagarow	2004	474.0	405.0	62.0	(69.0 DNC)	51.0	49.0	69.0 RET	54.0	55.0	65.0
62	Silver	<input type="checkbox"/> FRA	1002	Mael Guibert	2002	480.0	411.0	58.0	52.0	49.0	(69.0 DNC)	69.0 DNF	66.0	56.0	61.0
63	Silver	<input type="checkbox"/> NOR	321	Tobias-L Nilsen	2004	485.0	416.0	63.0	44.0	(69.0 DNC)	69.0 DNC	69.0 DNC	48.0	60.0	63.0
64	Silver	<input type="checkbox"/> ITA	104	Tommaso Poletini	2002	491.0	422.0	57.0	51.0	(69.0 DNC)	69.0 DNC	69.0 DNF	61.0	51.0	64.0
65	Silver	<input type="checkbox"/> LAT	112	Marks Rumjancevs	2002	501.0	432.0	65.0	55.0	(69.0 DNC)	69.0 DNC	69.0 DNC	62.0	64.0	48.0
66	Silver	<input type="checkbox"/> ITA	120	Michele Rosa	2004	529.0	460.0	63.0	(69.0 DNC)	69.0 DNC	69.0 DNC	69.0 DNF	65.0	63.0	62.0
67	Silver	<input type="checkbox"/> SVK	22	Robert Kubin	2003	531.0	462.0	64.0	56.0	(69.0 DNC)	69.0 DNC	69.0 DNC	69.0 DNF	69.0 DNF	66.0

Scoring codes used

Code	Description	Points
ARB	Arbitration Rule SI 16	57
ARBm	Arbitration - points limited to 50% difference between DNF	Varies
DNC	Did not come to the starting area	69
DNF	Started but did not finish	69
DSQ	Disqualification	69
OCS	On course side at start or broke rule 30.1	69
RDG1:5	Redress - average points for races 1 to 10, except the race in question	Varies
RDG6:9	Redress - average points for races 6 to 9, except the race in question	Varies
RDGI	Redress given but scored points less than average	18
RET	Retired	69

Sailwave Scoring Software 2.22.1

www.sailwave.com



T293 World Championship 2016

Torbole - Lake Garda - Italy

my live regatta

YOUTH GIRLS - Results are provisional as of 19:09 on October 29, 2016

Contents

- [Gold Fleet](#)
- [Silver Fleet](#)

Gold Fleet

Sailed: 12, Discards: 2, To count: 10, Entries: 42, Scoring system: WCR Appendix A













Rank	Fleet	NOC	Sail No	Name	DoB	Total	Nett	Q1	Q2	Q3	Q4	Q5	Q6	F1	F2	F3	F4	F5	F6
1	Gold	ITA	1	Giorgia Speciale	2000	31.0	17.0	(4.0)	1.0	1.0	1.0	1.0	1.0	1.0	1.0	2.0	1.0	7.0	(10.0)
2	Gold	ITA	76	Enrica Schirru	2000	55.0	32.0	6.0	4.0	(9.0)	2.0	2.0	2.0	3.0	2.0	1.0	(14.0)	4.0	6.0
3	Gold	GRE	366	Aikaterini Divari	2000	92.0	35.0	1.0	1.0	11.0	3.0	(42.0 DNF)	5.0	2.0	3.0	(15.0)	7.0	1.0	1.0
4	Gold	ISR	155	Mor Tourgeman	2000	117.0	62.0	2.0	4.0	(12.0)	1.0	2.0	8.0	(43.0 BFD)	8.0	8.0	3.0	14.0	12.0
5	Gold	ARG	403	Celina Saubidet Birkner	2000	95.0	64.0	1.0	7.0	5.0	3.0	3.0	(17.0)	4.0	(14.0)	13.0	13.0	12.0	3.0
6	Gold	POL	313	Lidia Sulikowska	2000	92.0	67.0	(8.0)	6.0	8.0	6.0	5.0	4.0	(17.0)	9.0	4.0	4.0	17.0	4.0
7	Gold	ISR	822	Naama Gazit	2001	95.0	68.0	2.0	2.0	6.0	(11.0)	7.0	1.0	10.0	7.0	12.0	6.0	15.0	(16.0)
8	Gold	ISR	231	Maya Ashkenazi	2002	113.0	70.0	12.0	(15.0)	4.0	4.0	1.0	2.0	22.0	6.0	5.0	(28.0)	3.0	11.0
9	Gold	ISR	909	Maya Nadler	2001	120.0	72.0	4.0	(5.0)	3.0	5.0	3.0	4.0 RDG1:6	(43.0 BFD)	19.0	9.0	10.0	6.0	9.0
10	Gold	ISR	905	Shira Benbenisti	2000	109.0	77.0	3.0	2.0	2.0	12.0	(13.0)	7.0	16.0	10.0	7.0	2.0	16.0	(19.0)
11	Gold	GBR	3030	Mollie Densley Robins	2001	137.3	78.0	5.0	3.0	10.0	8.0	8.0	(27.3 ARBm)	13.0	4.0	14.0	(32.0)	8.0	5.0
12	Gold	GBR	529	Islay Watson	2000	125.0	79.0	(15.0)	10.0	5.0	5.0	4.0	3.0	5.0	11.0	6.0	(31.0)	9.0	21.0
13	Gold	ITA	75	Alessandra Papitto	2000	130.0	90.0	5.0	9.0	(20.0)	7.0	10.0	15.0	19.0	5.0	(20.0)	16.0	2.0	2.0
14	Gold	FRA	2308	Louise Le Bars	2000	154.0	109.0	13.0	(18.0 ARBm)	6.0	6.0	9.0	4.0	12.0	15.0	17.0	8.0	19.0	(27.0)
15	Gold	FRA	1801	Capucine Marsaudon	2001	154.0	116.0	6.0	8.0	8.0	(13.0)	11.0	3.0	6.0	(25.0)	24.0	19.0	13.0	18.0
16	Gold	GBR	400	Alysia Gibson	2000	178.0	126.0	3.0	(16.0)	7.0	9.0	5.0	16.0	11.0	7.0 RDG7:9	3.0	(36.0)	32.0	33.0
17	Gold	GBR	3059	Jude Nicol	2001	193.0	129.0	13.0	(27.0)	11.0	7.0	4.0	9.0	14.0	13.0	34.0	(37.0)	10.0	14.0
18	Gold	POL	198	Agnieszka Szpak	2000	190.0	135.0	11.0	(20.0)	10.0	10.0	10.0	7.0	27.0	22.0	(35.0)	9.0	22.0	7.0
19	Gold	ITA	49	Marta Tanas	2000	194.0	147.0	(18.0)	14.0	12.0	4.0	12.0	10.0	9.0	12.0	(29.0)	22.0	29.0	23.0
20	Gold	BEL	50	Lore Dildick	2000	198.0	148.0	7.0	9.0	(23.0)	11.0	6.0	8.0	23.0	(27.0)	16.0	24.0	18.0	26.0

Rank	Fleet	NOC	Sail No	Name	DoB	Total	Nett	Q1	Q2	Q3	Q4	Q5	Q6	F1	F2	F3	F4	F5	F6
21	Gold	 FRA	946	Heloise Macquaert	2001	200.0	151.0	12.0	3.0	7.0	8.0	11.0	(19.0)	7.0	29.0	25.0	21.0	28.0	(30.0)
22	Gold	 HKG	30	Kan Yik Hei	2000	205.0	152.0	16.0	11.0	(20.0)	2.0	6.0	10.0	25.0	17.0	(33.0)	20.0	20.0	25.0
23	Gold	 CRO	991	Palma Cargo	2000	217.0	156.0	14.0	12.0	(22.0)	12.0	20.0	11.0	20.0	32.0 ARB	22.0	(39.0)	5.0	8.0
24	Gold	 RUS	85	Dana Kosyak	2001	252.0	167.0	22.0	7.0	1.0	21.0	(42.0 DNC)	6.0	8.0	38.0	10.0	11.0	(43.0 DNC)	43.0 DNC
25	Gold	 FRA	16	Anaelle Guevel	2000	231.0	170.0	10.0	17.0	4.0	(18.0)	18.0	12.0	(43.0 BFD)	20.0	28.0	5.0	34.0	22.0
26	Gold	 NOR	137	Live Rabo Lund-Roland	2000	258.0	174.0	11.0	17.0	21.0	(42.0 DNC)	(42.0 RET)	13.0	26.0	32.0	11.0	15.0	11.0	17.0
27	Gold	 ITA	273	Lerisen Di Leo	2000	239.0	186.0	17.0	8.0	(19.0)	10.0	16.0	18.0	15.0	18.0	26.0	33.0	25.0	(34.0)
28	Gold	 NOR	39	Helle Oppedal	2001	244.0	187.0	8.0	21.0	17.0	20.0	7.0	(27.0)	(30.0)	26.0	19.0	26.0	30.0	13.0
29	Gold	 GRE	146	Natalia Arapoglou	2000	260.0	195.0	9.0	13.0	(22.0)	15.0	17.0	16.0	18.0	28.0	18.0	18.0	(43.0 DNC)	43.0 DNC
30	Gold	 FRA	14	Faustine Manhes	2001	258.0	197.0	7.0	14.0	(18.0)	9.0	15.0	12.0	(43.0 BFD)	24.0	30.0	29.0	26.0	31.0
31	Gold	 HKG	26	Chan Tsz Wai	2000	262.0	203.0	10.0	5.0	15.0	(16.0)	13.0	14.0	(43.0 BFD)	31.0	32.0	35.0 ARB	24.0	24.0
32	Gold	 POL	230	Maja Kuchta	2001	267.0	205.0	16.0	(22.0)	13.0	14.0	16.0	17.0	31.0	30.0	(40.0)	30.0	23.0	15.0
33	Gold	 ISR	230	Maya Humash	2001	288.0	219.0	18.0	(26.0)	15.0	19.0	14.0	11.0	(43.0 BFD)	34.0	21.0	12.0	43.0 DNC	32.0
34	Gold	 TUR	891	Eda Yavuz	2001	290.0	225.0	19.0	13.0	16.0	21.0	(22.0)	18.0	24.0	(43.0 OCS)	23.0	40.0	31.0	20.0
35	Gold	 ITA	145	Erika Nieddu	2001	290.0	234.0	(21.0)	15.0	21.0	17.0	19.0	13.0	28.0	(35.0)	31.0	34.0	27.0	29.0
36	Gold	 ITA	181	Ludovica Briguglia	2000	300.0	234.0	15.0	19.0	14.0	14.0	9.0	(23.0)	21.0	37.0	39.0	23.0	(43.0 DNC)	43.0 DNC
37	Gold	 SIN	73	Marsha Shahrin	2001	335.0	250.0	23.0	12.0	19.0	27.0	(42.0 DNC)	9.0	33.0	39.0	38.0	17.0	33.0	(43.0 DNC)
38	Gold	 ITA	257	Virginia Ganna	2000	345.0	260.0	23.0	22.0	13.0	30.0	(42.0 DNF)	5.0	29.0	33.0	37.0	25.0	(43.0 DNC)	43.0 DNC
39	Gold	 LAT	127	Elizabete Mengele	2001	332.0	264.0	14.0	(25.0)	14.0	18.0	22.0	20.0	(43.0 BFD)	40.0	42.0	38.0	21.0	35.0
40	Gold	 NZL	420	Veerle Ten Have	2000	352.0	271.0	20.0	(38.0)	26.0	15.0	15.0	25.0	(43.0 BFD)	16.0	41.0	42.0	43.0 DNC	28.0
41	Gold	 ITA	51	Marta Bonetti	2001	348.2	277.2	17.0	18.0	(28.0)	17.0	21.0	20.2 RDG1:6	(43.0 BFD)	36.0	27.0	35.0	43.0 DNC	43.0 DNC
42	Gold	 POL	1556	Marta Poplonyk	2000	364.0	281.0	9.0	20.0	26.0	27.0	(42.0 DNC)	19.0	32.0	(41.0)	36.0	41.0	35.0	36.0

Silver Fleet

Sailed: 9, Discards: 1, To count: 8, Entries: 40, Scoring system: WCR Appendix A

Rank	Fleet	NOC	Sail No	Name	DoB	Total	Nett	Q1	Q2	Q3	Q4	Q5	Q6	F1	F2	F3
1	Silver	 NOR	60	Sofia Maaø	2002	162.0	120.0	31.0	23.0	(42.0 DNC)	22.0	17.0	21.0	2.0	2.0	2.0 RDG7:9
2	Silver	 FRA	153	Kylie Belleoeuvre	2001	182.0	140.0	21.0	21.0	18.0	26.0	(42.0 DNC)	42.0 DNC	8.0	1.0	3.0
3	Silver	 LAT	169	Annija Punte	2001	170.0	141.0	(29.0)	24.0	27.0	24.0	24.0	26.0	1.0	6.0	9.0
4	Silver	 BEL	117	Chanel Beuselincx	2001	173.0	141.0	26.0	(32.0)	30.0	16.0	12.0	25.0	5.0	7.0	20.0
5	Silver	 FRA	73	Flavie Allard	2001	192.0	150.0	22.0	18.0	3.0	(42.0 DNF)	42.0 DNC	42.0 DNC	11.0	4.0	8.0
6	Silver	 BLR	646	Katsiaryna Zharnak	2000	196.0	154.0	30.0	29.0	16.0	24.0	(42.0 DNC)	28.0	6.0	16.0	5.0
7	Silver	 SVK	11	KaroliNa BeraNkova	2001	197.0	155.0	29.0	10.0	2.0	(42.0 DNF)	42.0 DNC	42.0 OCS	24.0	5.0	1.0
8	Silver	 BRA	774	Larissa Schenker	2000	202.0	160.0	26.0	11.0	9.0	(42.0 DNC)	42.0 DNC	42.0 DNC	13.0	15.0	2.0
9	Silver	 ESP	95	Capucine Fargues	2000	203.0	161.0	24.0	19.0	35.0	31.0	(42.0 DNC)	14.0	10.0	14.0	14.0
10	Silver	 POL	194	Agata Banach	2001	207.0	165.0	28.0	25.0	25.0	(42.0 DNC)	42.0 DNC	20.0	12.0	9.0	4.0
11	Silver	 FRA	1312	Sorin Lola	2002	226.0	184.0	24.0	31.0	24.0	22.0	(42.0 DNC)	42.0 DNC	18.0	8.0	15.0
12	Silver	 GRE	122	Katerina Saravanou	2000	236.0	194.0	35.0	30.0	(42.0 RET)	13.0	8.0	32.0	27.0	21.0	28.0
13	Silver	 FRA	1207	Thais Jarrige	2000	236.0	194.0	25.0	26.0	27.0	(42.0 DNC)	24.0	24.0	26.0	25.0	17.0
14	Silver	 EST	400	Serafima Afanasieva	2000	229.0	195.0	20.0	24.0	28.0	23.0	23.0	26.0	25.0	(34.0)	26.0
15	Silver	 ITA	188	Anna Biagiolini	2002	235.0	196.0	34.0	(39.0)	38.0	19.0	14.0	33.0	3.0	17.0	38.0
16	Silver	 MEX	184	Jennifer Berenice Martinez Oviedo	2001	243.0	201.0	30.0	33.0	31.0	(42.0 DNC)	42.0 DNC	21.0	22.0	10.0	12.0
17	Silver	 USA	220	Dominique Stater	2001	246.0	204.0	19.0	16.0	24.0	(42.0 DNC)	42.0 DNC	42.0 DNC	17.0	3.0	41.0 DNC
18	Silver	 ESP	288	Cristina Marcello Melian	2001	244.0	209.0	(35.0)	30.0	34.0	28.0	19.0	24.0	32.0	23.0	19.0
19	Silver	 ITA	114	Francesca Vadilonga	2000	251.0	209.0	27.0	27.0	23.0	(42.0 DNC)	42.0 DNC	27.0	30.0	22.0	11.0
20	Silver	 SIN	3	Cara Loo	2001	252.0	210.0	27.0	23.0	17.0	(42.0 DNC)	42.0 DNC	28.0	34.0	33.0	6.0
21	Silver	 ESP	555	Laura Barea Paucirerol	2002	253.0	213.0	37.0	(40.0)	38.0	25.0	21.0	32.0	9.0	26.0	25.0
22	Silver	 GBR	734	Kate Hatcher	2001	252.0	216.0	25.0	34.0	(36.0)	29.0	25.0	31.0	19.0	19.0	34.0
23	Silver	 GBR	152	Maya Wylie	2002	258.0	216.0	34.0	37.0	(42.0 DNF)	23.0	20.0	30.0	7.0	32.0	33.0
24	Silver	 SIN	28	Katerina Teo	2001	258.0	216.0	33.0	28.0	29.0	25.0	(42.0 DNC)	42.0 DNC	15.0	12.0	32.0
25	Silver	 PER	43	Cristina Arrospide	2000	258.0	216.0	32.0	31.0	30.0	(42.0 DNC)	42.0 DNC	31.0	16.0	13.0	21.0
26	Silver	 RUS	42	Anya Vesnovskaya	2002	261.0	219.0	28.0	35.0	25.0	(42.0 DNF)	42.0 DNC	29.0	23.0	24.0	13.0
27	Silver	 LTU	700	Elzbieta Novosinskaite	2000	263.0	221.0	32.0	28.0	32.0	(42.0 DNC)	42.0 DNC	22.0	14.0	20.0	31.0
28	Silver	 GER	1307	Selina Horber	2000	269.0	227.0	31.0	34.0	33.0	(42.0 DNC)	42.0 DNC	42.0 DNC	4.0	11.0	30.0

Rank	Fleet	NOC	Sail No	Name	DoB	Total	Nett	Q1	Q2	Q3	Q4	Q5	Q6	F1	F2	F3
29	Silver	 ITA	96	Carola Enrico	2002	274.0	233.0	36.0	39.0	39.0	20.0	18.0	33.0	21.0	(41.0 OCS)	27.0
30	Silver	 GER	595	Hannah Kapsler	2000	285.0	243.0	38.0	33.0	31.0	(42.0 DNF)	42.0 DNC	23.0	20.0	27.0	29.0
31	Silver	 ITA	173	Allegra Ardizzone	2001	295.0	253.0	40.0	29.0	29.0	(42.0 DNC)	42.0 DNC	42.0 DNC	33.0	28.0	10.0
32	Silver	 ITA	204	Veronica Leoni	2001	301.0	259.0	37.0	37.0	33.0	(42.0 DNC)	42.0 DNC	42.0 DNC	28.0	18.0	22.0
33	Silver	 ARG	427	Valentina Lanuza	2000	313.0	271.0	(42.0 DNC)	36.0	37.0	42.0 DNC	42.0 DNC	42.0 DNC	36.0	29.0	7.0
34	Silver	 RUS	245	Troshkina Veronika	2002	314.0	272.0	38.0	41.0	35.0	26.0	23.0	(42.0 DNC)	35.0	38.0	36.0
35	Silver	 GER	454	Pauline Ramoser	2001	316.0	274.0	36.0	32.0	39.0	(42.0 DNC)	42.0 DNC	29.0	29.0	30.0	37.0
36	Silver	 PER	80	Lucia Llerena	2001	319.0	277.0	39.0	38.0	36.0	(42.0 DNC)	42.0 DNC	42.0 DNC	31.0	31.0	18.0
37	Silver	 NZL	410	Audrey Perratt	2002	324.0	282.0	33.0	36.0	34.0	(42.0 DNC)	42.0 DNC	30.0	37.0	35.0	35.0
38	Silver	 ARG	411	Sofia Mecchia	2000	337.0	295.0	(42.0 DNC)	40.0	32.0	42.0 DNC	42.0 DNC	42.0 DNC	38.0	36.0	23.0
39	Silver	 ESP	80	Olivia Pujol Hernandez	2000	349.5	307.5	41.0	35.0	37.0	(42.0 DNC)	42.0 DNC	42.0 DNC	41.0 DNC	37.0	32.5 ARB
40	Silver	 FRA	725	Iris Bielaszka	2001	370.0	328.0	(42.0 RET)	41.0	40.0	42.0 DNC	42.0 DNC	42.0 DNC	39.0	41.0 DNC	41.0 DNC

Scoring codes used

Code	Description	Points
ARB	Arbitration Rule SI 16	Varies
ARBm	Arbitration - points limited to 50% difference between DNF	Varies
BFD	Black flag disqualification under rule 30.3	43
DNC	Did not come to the starting area	Varies
DNF	Started but did not finish	42
OCS	On course side at start or broke rule 30.1	Varies
RDG1:6	Redress - average points for races 1 to 10, except the race in question	Varies
RDG7:9	Redress - average points for races 1 to 9, except the race in question	Varies
RET	Retired	42

Sailwave Scoring Software 2.22.1

www.sailwave.com