

T293 World Championship 2015

Cagliari, Sardinia



Results are final as of 18:31 on October 31, 2015










Contents













- [U15 Girls Division](#)
- [U17 Girls Division](#)
- [T293+ Man Division](#)
- [T293+ Woman Division](#)

U15 Girls Division

Sailed: 12, Discards: 2, To count: 10, Entries: 47, Scoring system: WCR Appendix A








Rank	Division	Nat	SailNo	HelmName	Year	Total	Nett	R1	R2	R3	R4	R5	R6	R7	R8	R9	R10	R11	R12
1	U15 Girls	FRA	946	Heloise Macquaert	2001	77.0	37.0	1.0	1.0	1.0	(22.0)	4.0	4.0	10.0	2.0	3.0	10.0	(18.0)	1.0
2	U15 Girls	FRA	322	Enora Tanne	2001	84.0	50.0	3.0	2.0	2.0	1.0	3.0	10.0	(20.0)	7.0	8.0	12.0	(14.0)	2.0
3	U15 Girls	RUS	85	Dana Bekmuratova	2001	83.0	50.0	8.0	4.0	6.0	14.0	(18.0)	3.0	5.0	(15.0)	4.0	1.0	1.0	4.0
4	U15 Girls	ISR	442	Linoy Geva	2002	110.0	61.0	(27.0)	6.0	3.0	10.0	2.0	2.0	4.0	4.0	7.0	7.0	16.0	(22.0)
5	U15 Girls	FRA	1801	Capucine Marsaudon	2001	139.0	71.0	2.0	(48.0 OCS)	5.0	19.0	12.0	6.0	7.0	1.0	13.0	3.0	(20.0)	3.0
6	U15 Girls	ITA	55	Marta Monge	2002	108.0	72.0	5.0	10.0	(14.0)	6.0	(22.0)	5.0	9.0	8.0	9.0	2.0	8.0	10.0
7	U15 Girls	ITA	41	Gaia Busetta	2002	173.0	94.0	10.0	8.0	4.0	7.0	1.0	(48.0 RET)	22.0	(31.0)	16.0	8.0	12.0	6.0
8	U15 Girls	USA	220	Dominique Stater	2001	171.0	98.0	13.0	12.0	20.0	4.0	7.0	18.0	1.0	20.0	1.0	(25.0)	2.0	(48.0 OCS)
9	U15 Girls	POL	230	Maja Kuchta	2001	151.0	106.0	(22.0)	16.0	(23.0)	2.0	14.0	17.0	11.0	14.0	11.0	6.0	3.0	12.0
10	U15 Girls	ITA	163	Aurora De Felici	2002	158.0	114.0	7.0	7.0	12.0	18.0	10.0	9.0	(23.0)	(21.0)	12.0	9.0	21.0	9.0
11	U15 Girls	NOR	39	Helle Oppedal	2001	162.0	116.0	(25.0)	11.0	10.0	(21.0)	20.0	19.0	6.0	6.0	2.0	15.0	10.0	17.0
12	U15 Girls	GBR	3030	Mollie Densley Robins	2001	195.0	118.0	6.0	9.0	13.0	31.0	(38.0)	1.0	3.0	3.0	(39.0)	4.0	32.0	16.0
13	U15 Girls	FRA	831	Lili Monnet	2002	187.0	129.0	11.0	15.0	11.0	(29.0)	5.0	14.0	24.0	13.0	(29.0)	18.0	13.0	5.0


Rank	Division	Nat	SailNo	HelmName	Year	Total	Nett	R1	R2	R3	R4	R5	R6	R7	R8	R9	R10	R11	R12
14	U15 Girls	 FRA	80	Elisa Jariel	2002	183.0	135.0	19.0	5.0	17.0	17.0	(28.0)	(20.0)	12.0	12.0	10.0	17.0	15.0	11.0
15	U15 Girls	 LAT	169	Annija Punte	2001	200.0	140.0	(26.0)	13.0	26.0	5.0	8.0	7.0	25.0	17.0	17.0	13.0	9.0	(34.0)
16	U15 Girls	 FRA	153	Kylie Belloeuvre	2001	193.0	141.0	14.0	3.0	7.0	20.0	25.0	8.0	17.0	(26.0)	6.0	20.0	(26.0)	21.0
17	U15 Girls	 RUS	13	Yana Reznikova	2003	206.0	148.0	18.0	(24.0)	21.0	16.0	19.0	15.0	(34.0)	11.0	5.0	14.0	5.0	24.0
18	U15 Girls	 GBR	3059	Jude Nicol	2001	212.0	150.0	20.0	(32.0)	(30.0)	13.0	6.0	11.0	26.0	10.0	20.0	24.0	7.0	13.0
19	U15 Girls	 ITA	51	Marta Bonetti	2001	217.0	162.0	(28.0)	17.0	15.0	(27.0)	23.0	13.0	21.0	5.0	19.0	5.0	19.0	25.0
20	U15 Girls	 GBR	988	Izzy Adcock	2002	240.0	175.0	16.0	14.0	9.0	(32.0)	32.0	12.0	2.0	23.0	(33.0)	26.0	23.0	18.0
21	U15 Girls	 ITA	145	Erika Nieddu	2001	238.2	176.2	9.0	22.0	19.0	(38.0)	20.2 RDG1:10	21.0	8.0	(24.0)	18.0	23.0	17.0	19.0
22	U15 Girls	 FRA	712	Manon Pianazza	2003	233.0	177.0	15.0	21.0	18.0	12.0	16.0	(29.0)	18.0	25.0	15.0	22.0	(27.0)	15.0
23	U15 Girls	 ITA	85	Lavinia De Felici	2003	249.0	186.0	23.0	25.0	22.0	9.0	21.0	27.0	(35.0)	(28.0)	23.0	11.0	11.0	14.0
24	U15 Girls	 POL	297	Agata Zych	2002	257.0	193.0	21.0	20.0	25.0	15.0	13.0	(31.0)	(33.0)	22.0	14.0	16.0	24.0	23.0
25	U15 Girls	 FRA	14	Faustine Manhès	2001	280.0	204.0	17.0	23.0	8.0	30.0	11.0	(38.0)	(38.0)	29.0	22.0	34.0	22.0	8.0
26	U15 Girls	 TUR	1202	Eda Yavuz	2001	285.0	207.0	4.0	26.0	24.0	(40.0)	24.0	24.0	13.0	9.0	34.0	21.0	(38.0)	28.0
27	U15 Girls	 ITA	107	Ludovica Bucarelli	2002	308.0	225.0	12.0	18.0	16.0	25.0	34.0	16.0	16.0	19.0	31.0	(39.0)	(44.0)	38.0
28	U15 Girls	 NOR	60	Sofia Maae	2002	302.0	231.0	30.0	29.0	27.0	3.0	31.0	(37.0)	19.0	18.0	21.0	27.0	(34.0)	26.0
29	U15 Girls	 SVK	11	Karolína Beránková	2001	308.0	233.0	33.0	28.0	32.0	24.0	(35.0)	30.0	32.0	(40.0)	24.0	19.0	4.0	7.0
30	U15 Girls	 ITA	26	Alice Nodari	2003	329.0	252.0	24.0	19.0	31.0	34.0	15.0	26.0	(40.0)	27.0	(37.0)	31.0	25.0	20.0
31	U15 Girls	 GBR	734	Kate Hatcher	2001	361.0	273.0	32.0	27.0	28.0	26.0	(45.0)	22.0	15.0	32.0	27.0	29.0	35.0	(43.0)
32	U15 Girls	 LAT	5	Egija Smeile	2001	359.5	280.0	34.0	34.0	35.0	8.0	(37.5 ARB)	32.0	30.0	36.0	30.0	35.0	6.0	(42.0)
33	U15 Girls	 POL	140	Anna Szczech	2002	382.0	299.0	31.0	(48.0 OCS)	33.0	28.0	33.0	(35.0)	28.0	34.0	25.0	30.0	30.0	27.0
34	U15 Girls	 ARG	115	Federica Petrazzini	2001	399.0	311.0	39.0	(48.0 OCS)	39.0	11.0	26.0	39.0	36.0	33.0	28.0	32.0	28.0	(40.0)
35	U15 Girls	 GBR	152	Maya Wylie	2002	421.0	329.0	36.0	(48.0 OCS)	40.0	33.0	(44.0)	25.0	31.0	16.0	44.0	36.0	36.0	32.0








Rank	Division	Nat	SailNo	HelmName	Year	Total	Nett	R1	R2	R3	R4	R5	R6	R7	R8	R9	R10	R11	R12
36	U15 Girls	 GRE	288	Erato Tsikrika	2001	424.0	331.0	38.0	30.0	29.0	39.0	37.0	23.0	29.0	30.0	(45.0)	(48.0 DNC)	37.0	39.0
37	U15 Girls	 SVK	49	Lenka Beránková	2002	424.0	336.0	(43.0)	31.0	43.0	23.0	17.0	42.0	41.0	38.0	43.0	28.0	(45.0)	30.0
38	U15 Girls	 ITA	143	Anna Pisano	2002	442.0	349.0	35.0	36.0	34.0	37.0	30.0	41.0	27.0	(48.0 RET)	41.0	(45.0)	39.0	29.0
39	U15 Girls	 GBR	991	Zoe Bassett	2002	466.0	370.0	(48.0 DNC)	(48.0 DNC)	48.0 DNC	41.0	36.0	36.0	37.0	39.0	26.0	37.0	33.0	37.0
40	U15 Girls	 NZL	410	Audrey Perratt	2002	460.0	371.0	37.0	35.0	41.0	43.0	39.0	34.0	(45.0)	42.0	40.0	(44.0)	29.0	31.0
41	U15 Girls	 ITA	162	Matilde Luchi	2001	468.0	372.0	40.0	39.0	(48.0 DNF)	36.0	9.0	44.0	42.0	(48.0 RET)	38.0	48.0 DNC	40.0	36.0
42	U15 Girls	 ITA	188	Anna Biagiolini	2002	466.0	374.0	(44.0)	40.0	(48.0 DNF)	35.0	41.0	33.0	43.0	37.0	32.0	41.0	31.0	41.0
43	U15 Girls	 ITA	140	Lucrezia Picchetti	2001	472.0	376.0	41.0	33.0	37.0	42.0	40.0	(48.0 DNF)	14.0	(48.0 DNC)	35.0	40.0	46.0	48.0 DNC
44	U15 Girls	 ITA	96	Carola Enrico	2002	466.0	378.0	42.0	38.0	42.0	(44.0)	42.0	28.0	(44.0)	35.0	36.0	38.0	42.0	35.0
45	U15 Girls	 PER	80	Lucia Llerena	2001	489.0	396.0	(48.0 DNC)	37.0	36.0	(45.0)	43.0	40.0	39.0	41.0	42.0	42.0	43.0	33.0
46	U15 Girls	 PER	42	Camila Bonifaz	2001	523.0	427.0	29.0	41.0	38.0	47.0	46.0	43.0	46.0	(48.0 DNC)	47.0	43.0	47.0	(48.0 DNC)
47	U15 Girls	 SIN	3	Katerina Teo	2001	542.0	446.0	(48.0 DNC)	(48.0 DNF)	48.0 DNF	46.0	47.0	45.0	48.0 DNF	48.0 DNC	46.0	33.0	41.0	44.0

U17 Girls Division

Sailed: 12, Discards: 2, To count: 10, Entries: 50, Scoring system: WCR Appendix A

Rank	Division	Nat	SailNo	HelmName	Year	Total	Nett	R1	R2	R3	R4	R5	R6	R7	R8	R9	R10	R11	R12
1	U17 Girls	 ISR	32	Katy Spychakov	1999	25.0	12.0	1.0	1.0	1.0	3.0	(4.0)	1.0	1.0	1.0	1.0	1.0	(9.0)	1.0
2	U17 Girls	 ITA	1	Giorgia Speciale	2000	50.0	30.0	2.0	2.0	2.0	5.0	6.0	3.0	5.0	2.0	(8.0)	2.0	1.0	(12.0)
3	U17 Girls	 ITA	76	Enrica Schirru	2000	105.0	54.0	3.0	3.0	3.0	10.0	2.0	6.0	6.0	4.0	12.0	5.0	(16.0)	(35.0)
4	U17 Girls	 GRE	366	Aikaterini Divari	2000	113.0	58.0	7.0	4.0	8.0	16.0	(22.0)	2.0	4.0	3.0	4.0	3.0	7.0	(33.0)
5	U17 Girls	 POL	313	Lidia Sulikowska	2000	96.0	67.0	6.0	(12.0)	11.0	1.0	3.0	5.0	(17.0)	10.0	7.0	7.0	11.0	6.0
6	U17 Girls	 FRA	66	Oceane Montaut	1999	109.0	71.0	12.0	7.0	(19.0)	6.0	12.0	9.0	2.0	6.0	6.0	(19.0)	6.0	5.0
7	U17 Girls	 ISR	905	Shira Benbenisti	2000	103.0	74.0	11.0	6.0	(12.0)	7.0	1.0	4.0	11.0	8.0	9.0	(17.0)	8.0	9.0
8	U17 Girls	 GBR	526	Erin Watson	1999	150.0	75.0	8.0	5.0	5.0	2.0	7.0	7.0	(51.0 OCS)	(24.0)	18.0	15.0	5.0	3.0
9	U17 Girls	 ISR	26	Yarden Isaak	1999	145.0	77.0	4.0	9.0	9.0	(51.0 OCS)	(17.0)	8.0	9.0	11.0	10.0	13.0	2.0	2.0
10	U17 Girls	 JPN	1113	Rina Nijima	1999	120.0	83.0	15.0	(18.0)	4.0	9.0	5.0	13.0	(19.0)	9.0	2.0	8.0	10.0	8.0
11	U17 Girls	 ITA	130	Rosanna Stancampiano	1999	198.0	96.0	5.0	10.0	6.0	(51.0 OCS)	8.0	17.0	10.0	16.0	3.0	(51.0 OCS)	14.0	7.0
12	U17 Girls	 HKG	31	Wing-Chi-Sandy Choi	1999	160.0	107.0	(25.0)	13.0	7.0	20.0	11.0	16.0	3.0	7.0	11.0	6.0	13.0	(28.0)
13	U17 Girls	 BEL	50	Lore Dildick	2000	246.0	165.0	21.0	15.0	14.0	15.0	(49.0)	21.0	8.0	20.0	14.0	18.0	19.0	(32.0)
14	U17 Girls	 FRA	44	Camille Olivier	1999	240.0	172.0	20.0	19.0	15.0	(34.0)	(34.0)	29.0	21.0	5.0	28.0	27.0	4.0	4.0
15	U17 Girls	 LAT	116	Aleksandra Kaupa	2000	237.0	174.0	19.0	8.0	18.0	14.0	28.0	18.0	(30.0)	22.0	(33.0)	14.0	3.0	30.0
16	U17 Girls	 GBR	529	Islay Watson	2000	267.0	186.0	24.0	16.0	10.0	11.0	25.0	(30.0)	26.0	27.0	17.0	(51.0 OCS)	20.0	10.0
17	U17 Girls	 MEX	28	Mariana Aguiar Chávez Peón	1999	261.0	189.0	22.0	22.0	21.0	23.0	(37.0)	11.0	12.0	15.0	(35.0)	26.0	26.0	11.0
18	U17 Girls	 ARG	176	Francesca Petrazzini	1999	292.0	190.0	10.0	17.0	22.0	18.0	23.0	14.0	(51.0 OCS)	12.0	13.0	16.0	(51.0 OCS)	45.0
19	U17 Girls	 GRE	33	Aliki Karantinou	2000	274.0	193.0	23.0	11.0	23.0	29.0	18.0	15.0	16.0	19.0	27.0	12.0	(30.0)	(51.0 OCS)
20	U17 Girls	 ITA	49	Marta Tanas	2000	277.0	193.0	16.0	23.0	(41.0)	12.0	16.0	28.0	29.0	25.0	(43.0)	9.0	22.0	13.0
21	U17 Girls	 POL	134	Weronika Marciniak	2000	287.0	196.0	14.0	20.0	13.0	(51.0 OCS)	(40.0)	22.0	32.0	18.0	5.0	11.0	36.0	25.0












Rank	Division	Nat	SailNo	HelmName	Year	Total	Nett	R1	R2	R3	R4	R5	R6	R7	R8	R9	R10	R11	R12
22	U17 Girls	 ISR	963	Noga Koren	1999	271.8	203.8	27.0	24.0	24.0	13.0	9.0	25.0	13.0	20.8 RDG1:10	20.0	(32.0)	28.0	(36.0)
23	U17 Girls	 ITA	75	Alessandra Papitto	2000	294.0	216.0	17.0	21.0	20.0	(35.0)	31.0	19.0	20.0	17.0	23.0	31.0	(43.0)	17.0
24	U17 Girls	 ITA	273	Lerisen Di Leo	2000	299.0	218.0	13.0	14.0	30.0	(39.0)	27.0	24.0	7.0	13.0	38.0	29.0	(42.0)	23.0
25	U17 Girls	 FRA	60	Taina Postec	2000	314.0	220.0	18.0	25.0	25.0	27.0	36.0 ARB	10.0	18.0	14.0	29.0	(51.0 OCS)	18.0	(43.0)
26	U17 Girls	 LAT	128	Nikola Ceplenece	1999	301.0	232.0	26.0	29.0	27.0	21.0	20.0	12.0	25.0	(35.0)	(34.0)	22.0	31.0	19.0
27	U17 Girls	 ESP	81	Manon Benassem Barruel	1999	334.0	240.0	32.0	26.0	39.0	19.0	10.0	37.0	(51.0 OCS)	(43.0)	25.0	4.0	17.0	31.0
28	U17 Girls	 POL	198	Agnieszka Szpak	2000	326.0	242.0	35.0	38.0	26.0	4.0	29.0	(45.0)	(39.0)	33.0	15.0	20.0	24.0	18.0
29	U17 Girls	 HKG	19	Ngai-Tsin Sek	2000	338.0	249.0	9.0	34.0	17.0	(51.0 OCS)	35.0	20.0	24.0	23.0	31.0	24.0	32.0	(38.0)
30	U17 Girls	 FRA	11	Anaëlle Guevel	2000	358.0	263.0	38.0	33.0	29.0	33.0	13.0	(44.0)	22.0	26.0	22.0	33.0	(51.0 OCS)	14.0
31	U17 Girls	 RUS	900	Anna Smirnova	1999	353.0	267.0	33.0	31.0	(43.0)	(43.0)	36.0	33.0	14.0	21.0	19.0	23.0	23.0	34.0
32	U17 Girls	 GBR	400	Alysia Gibson	2000	358.0	272.0	(46.0)	32.0	37.0	28.0	33.0	(40.0)	31.0	34.0	36.0	10.0	15.0	16.0
33	U17 Girls	 FRA	810	Clarisse Le Joliff	2000	368.0	285.0	29.0	28.0	28.0	17.0	(41.0)	39.0	(42.0)	39.0	21.0	30.0	39.0	15.0
34	U17 Girls	 BRA	828	Barbara-Izabella Ramirez Villa Real	1999	386.0	287.0	(48.0)	40.0	40.0	(51.0 OCS)	19.0	34.0	36.0	38.0	16.0	28.0	12.0	24.0
35	U17 Girls	 LAT	127	Elizabete Mengele	2001	368.0	289.0	31.0	35.0	35.0	26.0	(42.0)	27.0	27.0	28.0	26.0	34.0	(37.0)	20.0
36	U17 Girls	 FRA	357	Ambar-Yamilet Papazian	1999	394.0	292.0	37.0	36.0	16.0	25.0	32.0	36.0	15.0	(51.0 OCS)	42.0	(51.0 OCS)	27.0	26.0
37	U17 Girls	 NOR	137	Live-Rabo Lund-Roland	2000	396.0	313.0	(41.0)	(42.0)	32.0	41.0	39.0	32.0	38.0	30.0	24.0	21.0	35.0	21.0
38	U17 Girls	 ITA	114	Francesca Vadilonga	2000	411.0	313.0	42.0	37.0	38.0	8.0	15.0	(47.0)	40.0	(51.0 DNC)	37.0	38.0	29.0	29.0
39	U17 Girls	 GBR	341	Molly Howell	1999	409.0	320.0	40.0	(45.0)	(44.0)	24.0	14.0	35.0	28.0	41.0	32.0	25.0	44.0	37.0
40	U17 Girls	 TUR	1881	Naile-Laçın Felek	2000	419.0	322.0	36.0	27.0	34.0	32.0	38.0	(46.0)	23.0	31.0	40.0	36.0	25.0	(51.0 OCS)
41	U17 Girls	 ESP	87	Eva Quintana Delaunay	1999	429.0	327.0	28.0	30.0	33.0	40.0	30.0	26.0	(51.0 OCS)	36.0	30.0	(51.0 OCS)	33.0	41.0
42	U17 Girls	 POL	184	Katarzyna Kalicka	2000	454.0	352.0	30.0	43.0	36.0	38.0	(51.0 DNC)	23.0	33.0	(51.0 DSQ)	39.0	37.0	34.0	39.0
43	U17 Girls	 ESP	95	Capucine Fargues	2000	454.0	365.0	34.0	(44.0)	42.0	22.0	26.0	41.0	41.0	44.0	(45.0)	35.0	38.0	42.0

Rank	Division	Nat	SailNo	HelmName	Year	Total	Nett	R1	R2	R3	R4	R5	R6	R7	R8	R9	R10	R11	R12
44	U17 Girls	 GBR	224	Marina Round	2000	467.0	375.0	44.0	(46.0)	31.0	37.0	43.0	42.0	35.0	32.0	(46.0)	39.0	45.0	27.0
45	U17 Girls	 GBR	413	Scarlett Croft	1999	490.0	388.0	43.0	39.0	45.0	(51.0 OCS)	44.0	31.0	44.0	40.0	41.0	(51.0 OCS)	21.0	40.0
46	U17 Girls	 ESP	555	Laura Barea Paucirerol	2002	495.0	393.0	39.0	41.0	48.0	36.0	24.0	48.0	(51.0 OCS)	(51.0 DNC)	47.0	41.0	47.0	22.0
47	U17 Girls	 GBR	3114	Josephine Spencer	2000	490.0	397.0	45.0	(47.0)	(46.0)	30.0	45.0	38.0	34.0	37.0	44.0	40.0	40.0	44.0
48	U17 Girls	 NZL	420	Veerle ten Have	2000	521.0	425.0	47.0	(48.0)	47.0	31.0	(48.0)	43.0	37.0	42.0	48.0	42.0	41.0	47.0
49	U17 Girls	 GBR	443	Isabel Lawrence	2000	566.0	465.0	49.0	49.0	49.0	42.0	47.0	49.0	(51.0 OCS)	45.0	(50.0)	43.0	46.0	46.0
50	U17 Girls	 GBR	316	Lowenna Penny	1999	573.0	472.0	(50.0)	50.0	50.0	44.0	46.0	50.0	43.0	(51.0 DNC)	49.0	44.0	48.0	48.0

T293+ Man Division












Sailed: 11, Discards: 2, To count: 9, Entries: 32, Scoring system: WCR Appendix A

Rank	Division	Nat	SailNo	HelmName	Year	Total	Nett	R1	R2	R3	R4	R5	R6	R7	R8	R9	R10	R11
1	T293+ Man	 ITA	311	Michele Cittadini	17+	33.0	15.0	1.0	1.0	1.0	(11.0)	1.0	(7.0)	4.0	1.0	3.0	1.0	2.0
2	T293+ Man	 JPN	400	Yuta Mori	17+	51.0	22.0	2.0	2.0	2.0	1.0	3.0	(13.0)	(16.0)	4.0	5.0	2.0	1.0
3	T293+ Man	 JPN	170	Yuta Iwasaki	17+	44.0	32.0	(5.0)	4.0	4.0	5.0	2.0	2.0	1.0	(7.0)	4.0	5.0	5.0
4	T293+ Man	 JPN	1200	Daigo Komatsu	17+	70.0	41.0	6.0	5.0	6.0	2.0	5.0	(18.0)	(11.0)	6.0	2.0	6.0	3.0
5	T293+ Man	 JPN	151	Takatsu Kazuaki	17+	76.0	49.0	3.0	8.0	9.0	8.0	7.0	3.0	2.0	5.0	(17.0)	(10.0)	4.0
6	T293+ Man	 JPN	3515	Masanao Komatsu	17+	79.0	49.0	10.0	3.0	3.0	3.0	9.0	5.0	6.0	(15.0)	1.0	(15.0)	9.0
7	T293+ Man	 JPN	5310	Naoki Tanaka	17+	116.0	64.0	12.0	16.0	(33.0 OCS)	4.0	12.0	1.0	3.0	2.0	(19.0)	3.0	11.0
8	T293+ Man	 FRA	916	Maxence Jolivet	17+	106.0	73.0	4.0	7.0	8.0	(15.0)	8.0	9.0	(18.0)	13.0	6.0	11.0	7.0
9	T293+ Man	 LTU	7	Vytautas Celiesius	17+	113.0	73.0	9.0	6.0	7.0	12.0	4.0	12.0	5.0	(21.0)	14.0	4.0	(19.0)
10	T293+ Man	 JPN	46	Daisuke Imabayashi	17+	115.0	80.0	14.0	12.0	5.0	9.0	11.0	(19.0)	8.0	(16.0)	8.0	7.0	6.0
11	T293+ Man	 JPN	1008	Masaki Maeda	17+	127.0	85.0	18.0	11.0	10.0	7.0	(20.0)	(22.0)	12.0	3.0	7.0	9.0	8.0
12	T293+ Man	 FRA	674	Martin Bia	17+	143.0	91.0	7.0	9.0	(33.0 OCS)	(19.0)	6.0	11.0	10.0	8.0	11.0	13.0	16.0
13	T293+ Man	 ITA	336	Alessandro Alberti	17+	139.0	105.0	15.0	(18.0)	14.0	10.0	13.0	14.0	7.0	11.0	9.0	(16.0)	12.0
14	T293+ Man	 POL	395	Jakub Gulczynski	17+	174.0	114.0	11.0	13.0	12.0	17.0	(27.0)	4.0	9.0	20.0	(33.0 OCS)	14.0	14.0
15	T293+ Man	 FRA	665	Louis Bia	17+	171.0	115.0	8.0	10.0	(33.0 OCS)	(23.0)	21.0	8.0	15.0	9.0	12.0	12.0	20.0
16	T293+ Man	 ITA	777	Marco Ragusa	17+	154.0	119.0	(17.0)	15.0	11.0	(18.0)	14.0	16.0	14.0	12.0	10.0	17.0	10.0
17	T293+ Man	 JPN	177	Yudai Noda	17+	181.0	132.0	21.0	20.0	18.0	6.0	10.0	(23.0)	17.0	17.0	(26.0)	8.0	15.0
18	T293+ Man	 ESP	100	Jose-Luis Boronat-Suay	17+	190.0	148.0	13.0	19.0	19.0	(20.0)	17.0	15.0	19.0	18.0	15.0	(22.0)	13.0
19	T293+ Man	 ESP	90	David Sanmarino-Petit	17+	201.0	153.0	19.0	14.0	13.0	(24.0)	18.0	(24.0)	13.0	14.0	18.0	23.0	21.0
20	T293+ Man	 JPN	3518	Okumura Akihito	17+	220.0	169.0	(24.0)	23.0	16.0	13.0	15.0	21.0	(27.0)	23.0	23.0	18.0	17.0
21	T293+ Man	 POL	407	Mikolaj Terman	17+	233.0	174.0	16.0	17.0	17.0	22.0	16.0	(26.0)	23.0	24.0	16.0	(33.0 DSQ)	23.0

Rank	Division	Nat	SailNo	HelmName	Year	Total	Nett	R1	R2	R3	R4	R5	R6	R7	R8	R9	R10	R11
22	T293+ Man	 ITA	411	Francesco Congiu	17+	229.0	176.0	20.0	21.0	15.0	(27.0)	23.0	6.0	20.0	(26.0)	24.0	21.0	26.0
23	T293+ Man	 SVK	17	Karol Beránek	17+	232.0	179.0	(26.0)	25.0	23.0	16.0	24.0	(27.0)	25.0	10.0	13.0	19.0	24.0
24	T293+ Man	 ITA	141	Luca Farosich	17+	229.0	180.0	22.0	(24.0)	20.0	21.0	(25.0)	17.0	21.0	19.0	22.0	20.0	18.0
25	T293+ Man	 JPN	1623	Yuki Muranishi	17+	254.0	198.0	(28.0)	27.0	21.0	14.0	(28.0)	20.0	22.0	27.0	21.0	24.0	22.0
26	T293+ Man	 SVK	29	Bohdan Molcanyi	17+	269.0	213.0	23.0	22.0	22.0	25.0	22.0	25.0	24.0	(28.0)	25.0	(28.0)	25.0
27	T293+ Man	 JPN	221	Kazushi Ikeda	17+	281.0	223.0	25.0	26.0	24.0	26.0	(29.0)	28.0	(29.0)	22.0	20.0	25.0	27.0
28	T293+ Man	 ITA	124	Tommaso Feri	17+	294.0	235.0	(29.0)	(30.0)	26.0	28.0	19.0	29.0	26.0	25.0	27.0	27.0	28.0
29	T293+ Man	 GBR	0	Cristopher Gibson	17+	316.0	256.0	(30.0)	28.0	27.0	(30.0)	30.0	30.0	28.0	30.0	28.0	26.0	29.0
30	T293+ Man	 HUN	2000	Viktor Andok	17+	330.0	264.0	27.0	(33.0 RET)	25.0	29.0	31.0	32.0	(33.0 DNC)	31.0	30.0	29.0	30.0
31	T293+ Man	 SVK	1	Patrik Pollak	17+	333.0	267.0	(33.0 DNC)	(33.0 DNC)	33.0 DNC	33.0 DNC	26.0	10.0	33.0 DNC	33.0 DNC	33.0 DNC	33.0 DNC	33.0 DNC
32	T293+ Man	 ITA	29	Giovanni Capuano	17+	334.0	269.0	31.0	29.0	28.0	31.0	(32.0)	31.0	(33.0 DNC)	29.0	29.0	30.0	31.0

T293+ Woman Division

Sailed: 11, Discards: 2, To count: 9, Entries: 11, Scoring system: WCR Appendix A

Rank	Division	Nat	SailNo	HelmName	Year	Total	Nett	R1	R2	R3	R4	R5	R6	R7	R8	R9	R10	R11
1	T293+ Woman	 FRA	2	Lucie Pianazza	17+	16.0	11.0	1.0	1.0	1.0	1.0	(3.0)	1.0	(2.0)	1.0	2.0	2.0	1.0
2	T293+ Woman	 FRA	889	Jeanne Penfornis	17+	32.0	22.0	2.0	2.0	2.0	4.0	4.0	(5.0)	(5.0)	2.0 RDGI	1.0	3.0	2.0
3	T293+ Woman	 ITA	711	Elena Vacca	17+	40.0	26.0	4.0	3.0	3.0	3.0	2.0	3.0	1.0	3.0	(5.0)	(9.0)	4.0
4	T293+ Woman	 JPN	2	Momoka Hara	17+	40.0	29.0	3.0	4.0	4.0	(5.0)	1.0	2.0	3.0	(6.0)	4.0	5.0	3.0
5	T293+ Woman	 JPN	1014	Rina Akai	17+	61.0	40.0	5.0	5.0	(9.0)	2.0	8.0	7.0	4.0	(12.0 DSQ)	3.0	1.0	5.0
6	T293+ Woman	 FRA	659	Domitille Hauwen	17+	72.0	56.0	7.0	7.0	6.0	(8.0)	5.0	6.0	(8.0)	4.0	7.0	6.0	8.0
7	T293+ Woman	 GBR	585	Lucy Grayston	17+	73.0	56.0	6.0	6.0	5.0	(9.0)	6.0	(8.0)	6.0	5.0	8.0	8.0	6.0
8	T293+ Woman	 ESP	99	Andrea Emone Bohorques	17+	74.8	58.8	(8.0)	(8.0)	7.0	7.0	7.0	4.0	7.0	7.0	6.0	7.0	6.8 RDG1:10
9	T293+ Woman	 JPN	20	Mona Nomura	17+	91.0	71.0	9.0	9.0	8.0	6.0	9.0	9.0	(10.0)	8.0	9.0	4.0	(10.0)
10	T293+ Woman	 ITA	82	Valeria Rondinelli	17+	113.0	89.0	10.0	(12.0 DNC)	11.0	10.0	11.0	10.0	9.0	(12.0 DNC)	10.0	11.0	7.0
11	T293+ Woman	 BRA	106	Adriana Overgoor	17+	116.0	93.0	(11.0)	10.0	10.0	11.0	10.0	11.0	(12.0 DNC)	9.0	11.0	10.0	11.0

Scoring codes used

Code	Description	Points
ARB	Arbitration Rule SI 16	Varies
DNC	Did not come to the starting area	Varies
DNF	Started but did not finish	48
DSQ	Disqualification	Varies
OCS	On course side at start or broke rule 30.1	Varies
RDG1:10	Redress - average points for races 1 to 10, except the race in question	Varies
RDGI	Redress given but scored points less than average	2
RET	Retired	Varies

techno293worlds-cagliari2015.orgSailwave Scoring Software 2.19.12
www.sailwave.comtechno293worlds-cagliari2015.org

T293 World Championship 2015

Cagliari, Sardinia

**U15 Boys - Results are final as of 18:23 on October 31, 2015**























Contents









- [Gold Fleet](#)
- [Silver Fleet](#)

Gold Fleet

Sailed: 12, Discards: 2, To count: 10, Entries: 43, Scoring system: WCR Appendix A






















Rank	Fleet	Nat	SailNo	HelmName	Year	Total	Nett	Q1	Q2	Q3	Q4	Q5	Q6	F1	F2	F3	F4	F5	F6
1	Gold	GRE	80	Leonidas Tsortanidis	2001	52.0	26.0	(22.0)	2.0	2.0	6.0	5.0	4.0	1.0	(4.0)	1.0	3.0	1.0	1.0
2	Gold	FRA	781	Yun Pouliquen	2001	99.0	36.0	(44.0 RET)	3.0	3.0	7.0	2.0	4.0	3.0	1.0	9.0	2.0	2.0	(19.0)
3	Gold	FRA	312	Fabien Pianazza	2001	114.0	41.0	(44.0 RET)	1.0	1.0	11.0	6.0	1.0	2.0	2.0	2.0	11.0	(29.0)	4.0
4	Gold	GRE	107	Charalampos Kogias	2002	92.0	52.0	6.0	2.0	2.0	2.0	2.0	(13.0)	5.0	(27.0)	8.0	8.0	6.0	11.0
5	Gold	ITA	4	Edoardo Tanas	2002	80.0	53.0	4.0	(5.0)	5.0	1.0	1.0	3.0	4.0	12.0	(22.0)	6.0	9.0	8.0
6	Gold	ITA	138	Giorgio Stancampiano	2001	99.0	62.0	1.0	4.0	5.0	6.0	(8.0)	6.0	21.0	3.0	4.0	(29.0)	7.0	5.0
7	Gold	HUN	206	Richard Geiger	2001	127.0	90.0	5.0	10.0	(17.0)	5.0	4.0	5.0	(20.0)	8.0	6.0	20.0	11.0	16.0
8	Gold	GRE	88	Petros Tsortanidis	2002	147.0	103.0	3.0	8.0	4.0	10.0	7.0	(14.0)	9.0	18.0	(30.0)	26.0	3.0	15.0
9	Gold	ITA	88	Simone Montanucci	2001	167.0	103.0	2.0	1.0	6.0	13.0	(26.0)	17.0	8.0	9.0	3.0	22.0	22.0	(38.0)
10	Gold	FRA	1141	Mathis Ghio	2002	161.5	104.0	8.0	6.0	(29.5 ARB)	2.0	3.0	6.0	22.0	(28.0)	7.0	15.0	17.0	18.0
11	Gold	NED	600	Jim van Someren	2001	176.0	107.0	4.0	(25.0)	6.0	4.0	1.0	2.0	30.0	23.0	(44.0 OCS)	10.0	15.0	12.0
12	Gold	POL	97	Jakub Sykula	2001	152.0	109.0	14.0	4.0	7.0	1.0	(17.0)	3.0	11.0	(26.0)	5.0	21.0	20.0	23.0
13	Gold	ITA	101	Alessandro-Jose Tomasi	2003	171.0	115.0	2.0	7.0	11.0	10.0	9.0	(20.0)	16.0	5.0	20.0	(36.0)	32.0	3.0


Rank	Fleet	Nat	SailNo	HelmName	Year	Total	Nett	Q1	Q2	Q3	Q4	Q5	Q6	F1	F2	F3	F4	F5	F6
14	Gold	 ESP	19	Aurelio de Terry Valle	2002	165.0	117.0	7.0	14.0	7.0	17.0	13.0	(22.0)	10.0	7.0	14.0	18.0	(26.0)	10.0
15	Gold	 FRA	2001	Paul Lefebvre	2001	165.0	119.0	12.0	9.0	(14.0)	3.0	5.0	8.0	17.0	13.0	(32.0)	7.0	25.0	20.0
16	Gold	 ISR	295	Liam Segev	2002	178.0	120.0	6.0	5.0	4.0	11.0	(14.0)	13.0	39.0	15.0	(44.0 OCS)	17.0	4.0	6.0
17	Gold	 NOR	107	Isak Hessen	2001	170.0	124.0	10.0	9.0	14.0	14.0	4.0	(18.0)	7.0	14.0	17.0	(28.0)	28.0	7.0
18	Gold	 POL	66	Adam Zaenowsky	2001	179.0	126.0	(9.0)	8.0	9.0	8.0	3.0	7.0	24.0	41.0	(44.0 OCS)	5.0	19.0	2.0
19	Gold	 NED	148	Joost Vink	2001	163.0	127.0	8.0	6.0	8.0	5.0	11.0	(12.0)	18.0	19.0	12.0	23.0	(24.0)	17.0
20	Gold	 ISR	250	Bar Navri	2001	202.0	135.0	1.0	3.0	1.0	(23.0)	11.0	14.0	13.0	11.0	(44.0 OCS)	13.0	33.0	35.0
21	Gold	 ESP	588	Guillem Segu Giro	2001	178.0	136.0	7.0	(11.0)	9.0	4.0	7.0	2.0	29.0	24.0	19.0	14.0	(31.0)	21.0
22	Gold	 ITA	103	Nicolò Gatti	2001	201.0	137.0	(21.0)	10.0	3.0	3.0	19.0	16.0	6.0	(43.0)	23.0	19.0	13.0	25.0
23	Gold	 ISR	290	Eyal Zror	2002	196.0	143.0	11.0	(19.0)	13.0	17.0	9.0	1.0	(34.0)	29.0	18.0	24.0	12.0	9.0
24	Gold	 NED	115	Luc Schmitz	2002	201.0	145.0	5.0	(26.0)	26.0	9.0	17.0	12.0	19.0	10.0	15.0	27.0	5.0	(30.0)
25	Gold	 FRA	1888	Nicolin Madier	2002	222.0	164.0	(24.0)	12.0	18.0	7.0	6.0	8.0	33.0	17.0	33.0	9.0	21.0	(34.0)
26	Gold	 GBR	3116	Finn Hawkins	2002	230.0	167.0	3.0	11.0	8.0	13.0	8.0	(21.0)	27.0	20.0	29.0	35.0	(42.0)	13.0
27	Gold	 POL	45	Kamil Ugniewski	2001	224.0	168.0	13.0	15.0	13.0	(16.0)	16.0	5.0	(40.0)	30.0	10.0	16.0	23.0	27.0
28	Gold	 ITA	35	Elias Argiolas	2002	256.0	174.0	19.0	17.0	(44.0 DNC)	18.0	20.0	19.0	12.0	21.0	(38.0)	1.0	10.0	37.0
29	Gold	 POL	636	Dominik Lewinski	2002	231.0	178.0	14.0	13.0	10.0	8.0	(15.0)	10.0	32.0	16.0	31.0	(38.0)	8.0	36.0
30	Gold	 SIN	1	Alexander Lim	2002	265.0	199.0	18.0	13.0	(24.0)	12.0	10.0	20.0	38.0	(42.0)	39.0	4.0	14.0	31.0
31	Gold	 ITA	182	Luca Mignanti	2002	269.0	201.0	15.0	7.0	11.0	15.0	22.0	(25.0)	31.0	36.0	24.0	(43.0)	18.0	22.0
32	Gold	 POL	42	Michal Polak	2002	270.0	202.0	10.0	15.0	12.0	16.0	14.0	(27.0)	15.0	31.0	26.0	30.0	(41.0)	33.0
33	Gold	 ITA	1000	Gabriele Guella	2002	271.0	207.0	13.0	(21.0)	19.0	12.0	12.0	17.0	25.0	35.0	28.0	12.0	34.0	(43.0)
34	Gold	 FRA	366	Thelo Cann	2001	273.0	207.0	11.0	18.0	15.0	25.0	(26.0)	21.0	23.0	6.0	13.0	(40.0)	35.0	40.0
35	Gold	 POL	511	Dawid Litwinek	2001	295.0	215.0	17.0	14.0	17.0	24.0	21.0	(44.0 DNC)	14.0	22.0	25.0	32.0	(36.0)	29.0

Rank	Fleet	Nat	SailNo	HelmName	Year	Total	Nett	Q1	Q2	Q3	Q4	Q5	Q6	F1	F2	F3	F4	F5	F6
36	Gold	 GBR	530	Ben Tweedle	2001	274.0	218.0	20.0	(23.0)	10.0	20.0	15.0	9.0	28.0	(33.0)	21.0	33.0	30.0	32.0
37	Gold	 NED	9999	Floris Franken	2001	283.0	220.0	16.0	17.0	18.0	(24.0)	23.0	18.0	37.0	25.0	11.0	(39.0)	27.0	28.0
38	Gold	 FRA	1305	Max Pochet	2001	280.0	222.0	16.0	(22.0)	12.0	19.0	19.0	16.0	(36.0)	32.0	35.0	31.0	16.0	26.0
39	Gold	 JPN	223	Takumi Ikeda	2001	291.0	222.0	9.0	21.0	(27.0)	20.0	20.0	11.0	26.0	37.0	16.0	25.0	37.0	(42.0)
40	Gold	 FRA	2205	Louis Pochet	2002	333.0	246.0	(44.0 RET)	44.0 OCS	16.0	9.0	13.0	10.0	(43.0)	34.0	34.0	34.0	38.0	14.0
41	Gold	 POL	64	Alexander Biene	2002	343.0	269.0	17.0	24.0	25.0	15.0	18.0	(31.0)	42.0	40.0	27.0	37.0	(43.0)	24.0
42	Gold	 ITA	139	Riccardo Milani	2002	339.0	272.0	12.0	16.0	20.0	22.0	(25.0)	7.0	41.0	38.0	37.0	(42.0)	40.0	39.0
43	Gold	 ITA	9	Alessandro Giangrande	2003	366.0	288.0	25.0	19.0	(37.0)	23.0	12.0	19.0	35.0	39.0	36.0	(41.0)	39.0	41.0

Silver Fleet

Sailed: 11, Discards: 2, To count: 9, Entries: 42, Scoring system: WCR Appendix A

Rank	Fleet	Nat	SailNo	HelmName	Year	Total	Nett	Q1	Q2	Q3	Q4	Q5	Q6	F1	F2	F3	F4	F5
1	Silver	 GRE	18	Emmanouil Maniadakis	2001	178.0	116.0	(44.0 DNC)	12.0	20.0	31.0	25.0	15.0	2.0	2.0	7.0	(18.0)	2.0
2	Silver	 BEL	134	Gilles Vigneron	2001	162.0	118.0	15.0	16.0	21.0	(34.0)	29.0	33.0	1.0	1.0	1.0	(10.0)	1.0
3	Silver	 GRE	290	Stefanos-Emmanouil Tzotzolakis	2002	157.0	121.0	25.0	20.0	22.0	14.0	22.0	(29.0)	(7.0)	4.0	3.0	7.0	4.0
4	Silver	 ITA	18	Filippo Feri	2001	163.0	125.0	21.0	(27.0)	24.0	26.0	21.0	9.0	4.0	(11.0)	8.0	6.0	6.0
5	Silver	 TUR	9999	Batuhan Arslan	2002	195.0	148.0	18.0	23.0	26.0	27.0	(33.0)	26.0	8.0	5.0	4.0	11.0	(14.0)
6	Silver	 USA	737	Manuel Nores	2002	221.0	149.0	22.0	20.0	21.0	(28.0)	28.0	11.0	(44.0 OCS)	7.0	12.0	2.0	26.0
7	Silver	 TUR	3012	Jeremy-Berke Zalma	2001	240.0	162.0	29.0	29.0	19.0	(34.0)	16.0	15.0	18.0	(44.0 OCS)	22.0	1.0	13.0
8	Silver	 FRA	331	Gaspar Tregouet	2001	237.0	163.0	19.0	28.0	28.0	(30.0)	27.0	24.0	(44.0 OCS)	3.0	2.0	3.0	29.0
9	Silver	 GBR	3172	Ethan Moody	2002	219.0	168.0	23.0	(34.0)	25.0	29.0	23.0	28.0	14.0	16.0	5.0	(17.0)	5.0
10	Silver	 MEX	193	Mariano Botello Beja	2001	218.0	168.0	26.0	26.0	27.0	27.0	(30.0)	24.0	3.0	(20.0)	11.0	12.0	12.0
11	Silver	 NZL	206	Burty Meffan	2002	222.0	171.0	30.0	24.0	23.0	(36.0)	18.0	34.0	10.0	(15.0)	9.0	13.0	10.0
12	Silver	 ITA	60	Dario Masoni	2002	227.8	174.8	28.8 RDG1:6	27.0	30.0	18.0	32.0	(37.0)	15.0	8.0	(16.0)	9.0	7.0
13	Silver	 ITA	185	Bernado-Gabriele Rizzotto	2002	243.0	180.0	23.0	22.0	23.0	26.0	(33.0)	27.0	16.0	22.0	17.0	4.0	(30.0)
14	Silver	 LAT	152	Emils Punte	2002	260.0	181.0	27.0	30.0	29.0	21.0	(35.0)	33.0	5.0	10.0	(44.0 DNC)	15.0	11.0
15	Silver	 POL	718	Jan Rudowicz	2003	243.0	186.0	24.0	30.0	29.0	30.0	27.0	(34.0)	9.0	(23.0)	15.0	19.0	3.0
16	Silver	 HUN	3000	Balint Antal Morvai	2003	248.0	188.0	35.0 ARB	25.0	(44.0 RET)	28.0	36.0	26.0	11.0	6.0	6.0	(16.0)	15.0
17	Silver	 ITA	99	Vittorio Todaro	2003	258.0	193.0	29.0	(32.0)	32.0	19.0	29.0	28.0	23.0	12.0	13.0	(33.0)	8.0
18	Silver	 ITA	136	Sergio Montaldo	2001	274.0	208.0	34.0	31.0	34.0	(35.0)	30.0	30.0	6.0	13.0	10.0	20.0	(31.0)
19	Silver	 LAT	535	Matiss Punte	2004	300.0	212.0	27.0	29.0	(44.0 DNC)	25.0	24.0	31.0	27.0	32.0	(44.0 DNC)	8.0	9.0
20	Silver	 USA	519	Michael Cramer	2001	291.0	219.0	(28.0)	28.0	22.0	22.0	10.0	22.0	(44.0 OCS)	44.0 DNC	44.0 DNC	5.0	22.0
21	Silver	 ITA	72	Jaime Concas	2002	287.0	224.0	28.0	31.0	30.0	33.0	31.0	(35.0)	(28.0)	19.0	19.0	14.0	19.0

Rank	Fleet	Nat	SailNo	HelmName	Year	Total	Nett	Q1	Q2	Q3	Q4	Q5	Q6	F1	F2	F3	F4	F5
22	Silver	 ITA	146	Alessandro Verona	2001	288.0	228.0	(35.0)	33.0	28.0	33.0	34.0	35.0	12.0	18.0	18.0	(25.0)	17.0
23	Silver	 GBR	9926	James Bulson	2002	309.0	235.0	32.0	32.0	(44.0 DSQ)	21.0	24.0	25.0	(30.0)	29.0	23.0	22.0	27.0
24	Silver	 ITA	108	Alessandro Lotti	2002	309.0	241.0	37.0	(41.0)	32.0	39.0	38.0	29.0	20.0	9.0	14.0	(27.0)	23.0
25	Silver	 ARG	425	Sebastian Nores	2002	318.0	245.0	36.0	35.0	16.0	38.0	32.0	(44.0 DNF)	19.0	28.0	(29.0)	21.0	20.0
26	Silver	 FRA	273	Alexandre Jacquot	2004	333.0	247.0	38.0	(42.0)	40.0	32.0	31.0	23.0	13.0	31.0	(44.0 RET)	23.0	16.0
27	Silver	 FRA	648	Quentin Vermot	2001	340.0	257.0	33.0	36.0	31.0	29.0	(39.0)	23.0	17.0	(44.0 OCS)	44.0 DNC	26.0	18.0
28	Silver	 ITA	83	Federico Marangoni	2003	324.0	259.0	(41.0)	38.0	33.0	35.0	28.0	38.0	22.0	(24.0)	20.0	24.0	21.0
29	Silver	 GBR	3138	Josh Lane	2001	335.0	267.0	33.0	35.0	33.0	(40.0)	37.0	38.0	21.0	21.0	24.0	(28.0)	25.0
30	Silver	 POL	55	Michal Jagielak	2002	352.0	274.0	(44.0 DNC)	37.0	38.0	31.0	38.0	32.0	26.0	17.0	26.0	29.0	(34.0)
31	Silver	 ITA	78	Edoardo Canu	2002	370.0	282.0	31.0	33.0	(44.0 DNC)	41.0	41.0	32.0	(44.0 OCS)	14.0	21.0	34.0	35.0
32	Silver	 GBR	390	Sam Brown	2002	359.0	289.0	(40.0)	40.0	36.0	36.0	36.0	36.0	24.0	25.0	28.0	(30.0)	28.0
33	Silver	 ITA	31	Tristan-Luigi Ganzerli	2003	365.0	290.0	32.0	34.0	34.0	37.0	37.0	(39.0)	29.0	27.0	27.0	(36.0)	33.0
34	Silver	 ITA	177	Marco Troncia	2002	362.0	291.0	(39.0)	39.0	35.0	39.0	35.0	36.0	25.0	26.0	25.0	31.0	(32.0)
35	Silver	 USA	420	Gabriel Valdes	2001	393.0	305.0	30.0	(44.0 DNC)	31.0	38.0	34.0	30.0	(44.0 OCS)	30.0	44.0 DNC	32.0	36.0
36	Silver	 ITA	166	Roberto Serci	2001	410.0	322.0	20.0	18.0	(44.0 DNF)	44.0 DNC	42.0	44.0 DNC	33.0	(44.0 DNC)	44.0 DNF	39.0	38.0
37	Silver	 ITA	134	Alessandro Vincis	2001	412.0	331.0	42.0	(43.0)	39.0	40.0	40.0	37.0	32.0	34.0	30.0	(38.0)	37.0
38	Silver	 ITA	176	Agostino Napoli	2003	429.0	341.0	(44.0 DNC)	36.0	44.0 DNC	41.0	40.0	40.0	31.0	33.0	(44.0 DNC)	37.0	39.0
39	Silver	 PER	7	Raul Claux	2002	443.0	355.0	(44.0 DNC)	44.0 DNC	44.0 DNC	37.0	39.0	44.0 DNC	(44.0 DNC)	44.0 DNC	44.0 DNC	35.0	24.0
40	Silver	 ITA	113	Raoul-Vittorio Aversa	2001	450.0	362.0	(44.0 DNC)	44.0 DNC	35.0	32.0	41.0	41.0	(44.0 DNC)	44.0 DNC	44.0 DNC	40.0	41.0
41	Silver	 ITA	137	Enrico Sanna	2001	465.0	377.0	(44.0 DNC)	44.0 DNC	36.0	42.0	44.0 DNC	42.0	(44.0 DNC)	44.0 DNF	44.0 DNC	41.0	40.0
42	Silver	 ITA	131	Alessandro Pontremoli	2001	484.0	396.0	(44.0 DNC)	44.0 DNC	44.0 DNC	44.0 DNC	44.0 DNC	44.0 DNC	(44.0 DNC)	44.0 DNC	44.0 DNC	44.0 DNC	44.0 DNC

Scoring codes used

Code	Description	Points
ARB	Arbitration Rule SI 16	Varies
DNC	Did not come to the starting area	44
DNF	Started but did not finish	44
DSQ	Disqualification	44
OCS	On course side at start or broke rule 30.1	44
RDG1:6	Redress - average points for races 1 to 8, except the race in question	28.8
RET	Retired	44

techno293worlds-cagliari2015.org

Sailwave Scoring Software 2.19.12
www.sailwave.com

techno293worlds-cagliari2015.org

T293 World Championship 2015

Cagliari, Sardinia



U17 Boys Results are final as of 18:21 on October 31, 2015























Contents


















- [Gold Fleet](#)
- [Silver Fleet](#)

Gold Fleet

Sailed: 12, Discards: 2, To count: 10, Entries: 56, Scoring system: WCR Appendix A






















Rank	Fleet	Nat	SailNo	HelmName	Year	Total	Nett	Q1	Q2	Q3	Q4	Q5	Q6	F1	F2	F3	F4	F5	F6
1	Gold	ISR	253	Yoav Cohen	1999	48.0	27.0	(12.0)	2.0	5.0	1.0	1.0	2.0	2.0	6.0	2.0	4.0	2.0	(9.0)
2	Gold	FRA	152	Tom Arnoux	2000	135.0	48.0	(57.0 OCS)	2.0	1.0	4.0	13.0	10.0	1.0	7.0	(30.0)	3.0	6.0	1.0
3	Gold	ESP	211	Fernando Lamadrid Trueba	1999	72.0	50.0	3.0	5.0	9.0	(11.0)	5.0	2.0	5.0	5.0	3.0	5.0	8.0	(11.0)
4	Gold	FRA	17	Mateo Dussarps	2000	172.0	58.0	2.0	1.0	1.0	6.0	(57.0 OCS)	6.0	4.0	8.0	15.0	11.0	(57.0 OCS)	4.0
5	Gold	HKG	36	Ho Yin Cheng	1999	93.6	59.6	5.0	6.0	(8.0)	2.0	4.0	5.0	(26.0)	3.0	7.0	13.0	4.0	10.6 RDG7:12
6	Gold	ISR	323	Itai Kafri	2000	100.0	74.0	6.0	5.0	2.0	3.0	(8.0)	1.0	9.0	14.0	16.0	9.0	9.0	(18.0)
7	Gold	ISR	619	Daniel Cohen	2000	121.0	76.0	6.0	4.0	2.0	8.0	(13.0)	11.0	12.0	12.0	(32.0)	8.0	10.0	3.0
8	Gold	ISR	234	Gad Matosevich	2000	143.0	78.0	(24.0)	10.0	7.0	1.0	2.0	4.0	11.0	18.0	(41.0)	12.0	1.0	12.0
9	Gold	FRA	988	Florian Salette	1999	156.0	81.0	1.0	3.0	3.0	(22.0)	6.0	11.0	6.0	13.0 RDG7:11	14.0	(53.0)	14.0	10.0
10	Gold	FRA	38	Tom Garandeu	2000	161.0	90.0	(14.0)	8.0	3.0	5.0	1.0	4.0	20.0	1.0	29.0	14.0	(57.0 OCS)	5.0
11	Gold	HKG	25	Pui Hei Leung	2000	147.0	107.0	8.0	6.0	(11.0)	5.0	9.0	1.0	24.0	(29.0)	6.0	18.0	11.0	19.0
12	Gold	FRA	420	Julien Rodriguez	1999	210.0	138.0	3.0	9.0	8.0	(15.0)	11.0	5.0	18.0	4.0	11.0	37.0	(57.0 OCS)	32.0
13	Gold	ITA	11	Federico Ferracane	2000	193.0	138.0	8.0	7.0	13.0	13.0	6.0	(19.0)	13.0	20.0	27.0	(36.0)	25.0	6.0























Rank	Fleet	Nat	SailNo	HelmName	Year	Total	Nett	Q1	Q2	Q3	Q4	Q5	Q6	F1	F2	F3	F4	F5	F6
14	Gold	 NOR	43	Jakob Ruud	1999	213.0	140.0	5.0	10.0	13.0	8.0	3.0	(26.0)	10.0	11.0	25.0	(47.0)	21.0	34.0
15	Gold	 FRA	482	Julian Rocco	1999	224.0	153.0	1.0	3.0	10.0	4.0	(14.0)	3.0	(57.0 OCS)	54.0	1.0	7.0	57.0 OCS	13.0
16	Gold	 ITA	150	Nicolò Renna	2001	248.0	158.0	(57.0 OCS)	24.0	15.0	9.0	7.0	7.0	(33.0)	9.0	17.0	24.0	18.0	28.0
17	Gold	 FRA	404	Mathurin Jolivet	2000	228.0	165.0	10.0	12.0	16.0	(25.0)	23.0	14.0	8.0	30.0	18.0	10.0	24.0	(38.0)
18	Gold	 GBR	393	Joshua Carey	2000	280.0	166.0	7.0	(57.0 OCS)	4.0	11.0	4.0	15.0	(57.0 OCS)	53.0	22.0	2.0	22.0	26.0
19	Gold	 HKG	21	Ching-Yin Cheng	1999	231.0	171.0	4.0	(16.0)	14.0	7.0	16.0	7.0	34.0	(44.0)	12.0	41.0	20.0	16.0
20	Gold	 ISR	907	Lior Kamil	2000	254.0	182.0	17.0	8.0	9.0	17.0	(22.0)	18.0	3.0	24.0 RDG7:11	5.0	(50.0)	38.0	43.0
21	Gold	 ITA	127	Daniele Gallo	1999	262.0	182.0	2.0	1.0	7.0	28.0	27.0	(30.0)	(50.0)	19.0	9.0	17.0	36.0	36.0
22	Gold	 MEX	170	Cristobal Hagerman	2000	258.0	184.0	(36.0)	22.0	15.0	3.0	8.0	30.0	(38.0)	24.0	38.0	6.0	15.0	23.0
23	Gold	 FRA	508	Noé Dorin	2000	255.0	189.0	(21.0)	13.0	11.0	18.0	15.0	16.0	31.0	(45.0)	19.0	19.0	32.0	15.0
24	Gold	 NOR	121	Haakon-Brunvoll Nustad	2000	276.0	189.0	12.0	4.0	10.0	30.0	24.0	(45.0)	(42.0)	37.0	26.0	1.0	28.0	17.0
25	Gold	 NOR	141	Kristian-K Wendelborg	2000	302.0	191.0	4.0	15.0	17.0	(57.0 BFD)	11.0	13.0	40.0	23.0	42.0	21.0	5.0	(54.0 ARB)
26	Gold	 POL	893	Aleksander Przychodzen	2000	280.0	199.0	7.0	23.0	(27.0)	7.0	3.0	8.0	(54.0)	49.0	21.0	27.0	7.0	47.0
27	Gold	 FRA	406	Pierre Guerin	2000	279.0	204.0	(18.0)	18.0	17.0	12.0	5.0	12.0	45.0	21.0	40.0	26.0	(57.0 OCS)	8.0
28	Gold	 FRA	517	Yoannis Dirakis	2000	268.0	204.0	(20.0)	7.0	16.0	9.0	12.0	6.0	29.0	32.0	37.0	39.0	17.0	(44.0)
29	Gold	 ESP	811	Fernando Repiso	2000	280.0	204.0	10.0	19.0	20.0	21.0	14.0	(23.0)	25.0	17.0	(53.0)	45.0	26.0	7.0
30	Gold	 FRA	1972	Jonathan Klein	1999	299.0	206.0	28.0	29.0	4.0	29.0	(57.0 OCS)	10.0	14.0	22.0	(36.0)	16.0	29.0	25.0
31	Gold	 ARG	170	Maximo Reutemann	1999	291.0	208.0	13.0	22.0	(26.0)	6.0	10.0	9.0	23.0	10.0	39.0	23.0	(57.0 OCS)	53.0
32	Gold	 NOR	2120	Henrik-Wetlesen Borge	2000	272.0	209.0	15.0	(20.0)	12.0	16.0	18.0	12.0	19.0	38.0	(43.0)	33.0	16.0	30.0
33	Gold	 ARG	5	Belisario Kopp	2000	301.0	209.0	9.0	28.0	6.0	10.0	32.0	(38.0)	27.0	2.0	33.0	(54.0)	27.0	35.0
34	Gold	 USA	242	Steven Cramer	1999	333.0	219.0	21.0	17.0	25.0	2.0	(57.0 OCS)	8.0	49.0	36.0	13.0	46.0	(57.0 OCS)	2.0
35	Gold	 TUR	7777	Bora Sen	2000	305.0	222.0	(28.0)	17.0	22.0	19.0	7.0	22.0	21.0	28.0	(55.0)	29.0	35.0	22.0













Rank	Fleet	Nat	SailNo	HelmName	Year	Total	Nett	Q1	Q2	Q3	Q4	Q5	Q6	F1	F2	F3	F4	F5	F6
36	Gold	 RUS	7	Zhilin Ergon	2000	329.0	229.0	39.0	16.0	(52.0)	15.0	28.0	28.0	(48.0)	43.0	4.0	32.0	3.0	21.0
37	Gold	 GBR	360	Andrew Brown	1999	314.0	237.0	13.0	14.0	(20.0)	14.0	9.0	19.0	7.0	55.0	20.0	44.0	(57.0 OCS)	42.0
38	Gold	 JPN	1311	Kei Miura	1999	312.0	239.0	(26.0)	19.0	19.0	23.0	20.0	3.0	32.0	33.0	(47.0)	31.0	19.0	40.0
39	Gold	 ISR	223	Elad Dassa	2000	328.0	239.0	31.0	(41.0)	33.0	20.0	19.0	18.0	28.0	25.0	(48.0)	28.0	13.0	24.0
40	Gold	 GRE	281	Christian Triantafyllou	1999	356.0	242.0	22.0	23.0	32.0	14.0	(57.0 BFD)	17.0	15.0	16.0	28.0	55.0	(57.0 OCS)	20.0
41	Gold	 GRE	52	Konstantinos Astrapello	2000	316.0	247.0	20.0	11.0	14.0	20.0	21.0	(24.0)	37.0	15.0	(45.0)	30.0	40.0	39.0
42	Gold	 ITA	7	Riccardo Onali	2001	343.0	253.0	17.0	9.0	28.0	(34.0)	29.0	17.0	46.0	(56.0)	44.0	22.0	12.0	29.0
43	Gold	 MEX	169	Marcelo Melgarejo Venegas	1999	370.0	256.0	16.0	14.0	5.0	23.0	(57.0 OCS)	35.0	41.0	26.0	50.0	15.0	31.0	(57.0 OCS)
44	Gold	 ITA	93	Michele Ricci	2001	349.0	267.0	23.0	21.0	21.0	24.0	26.0	(33.0)	36.0	35.0	24.0	(49.0)	30.0	27.0
45	Gold	 ITA	109	Daniele Aromatario	1999	363.0	269.0	11.0	25.0	22.0	41.0	20.0	(42.0)	16.0	40.0	(52.0)	20.0	37.0	37.0
46	Gold	 ITA	5	Benjamin Romeo	2000	385.0	271.0	19.0	13.0	19.0	26.0	(57.0 OCS)	9.0	17.0	51.0	49.0	35.0	(57.0 OCS)	33.0
47	Gold	 ESP	73	Ferran Garcia Querol	1999	347.0	274.0	14.0	21.0	18.0	10.0	25.0	(27.0)	43.0	39.0	23.0	42.0	39.0	(46.0)
48	Gold	 NOR	654	Fredrik-L Nilsen	2000	357.0	276.0	25.0	(31.0)	12.0	19.0	17.0	29.0	35.0	42.0	31.0	25.0	41.0	(50.0)
49	Gold	 FRA	86	Simon Marin	2000	378.0	280.0	9.0	15.0	6.0	35.0	(41.0)	28.0	22.0	31.0	(57.0 DNC)	43.0	43.0	48.0
50	Gold	 POL	614	Bartosz Pawlowski	2000	385.0	294.0	18.0	25.0	18.0	29.0	(36.0)	14.0	44.0	27.0	35.0	51.0	33.0	(55.0)
51	Gold	 ISR	835	Eden Golan	2000	387.0	295.0	37.0	(38.0)	30.0	13.0	10.0	20.0	53.0	47.0	10.0	52.0	23.0	(54.0)
52	Gold	 USA	108	Geronimo Nores	2000	401.0	295.0	23.0	11.0	28.0	(57.0 BFD)	16.0	16.0	39.0	46.0	34.0	40.0	42.0	(49.0)
53	Gold	 FRA	210	Paul Mingam	1999	394.0	297.0	11.0	30.0	23.0	27.0	(40.0)	34.0	47.0	34.0	8.0	38.0	(57.0 OCS)	45.0
54	Gold	 RUS	154	Dmitriy Sandakov	2000	393.0	303.0	(33.0)	32.0	27.0	24.0	2.0	13.0	51.0 RDG0	52.0	54.0	34.0	(57.0 DSQ)	14.0
55	Gold	 ARG	490	Marcos Quiroga	2000	406.0	317.0	19.0	24.0	24.0	12.0	(37.0)	33.0	(52.0 RDG0)	41.0	51.0	48.0	34.0	31.0
56	Gold	 ARG	407	Martin Nores	2000	452.0	339.0	24.0	27.0	24.0	(57.0 BFD)	21.0	23.0	30.0	48.0	46.0	(56.0)	44.0	52.0

Silver Fleet

Sailed: 12, Discards: 2, To count: 10, Entries: 55, Scoring system: WCR Appendix A

Rank	Fleet	Nat	SailNo	HelmName	Year	Total	Nett	Q1	Q2	Q3	Q4	Q5	Q6	F1	F2	F3	F4	F5	F6
1	Silver	 ITA	125	Riccardo Renna	2000	200.0	153.0	16.0	29.0	25.0	35.0	(37.0)	37.0	1.0	1.0	1.0	(10.0)	2.0	6.0
2	Silver	 NOR	1117	Marius Halvorsen	2000	222.0	165.0	22.0	28.0	29.0	(39.0)	30.0	22.0	4.0	9.0	4.0	(18.0)	14.0	3.0
3	Silver	 HUN	282	Roland Szlávi	2000	228.0	168.0	27.0	(39.0)	26.0	31.0	12.0	31.0	(21.0)	6.0	18.0	1.0	1.0	15.0
4	Silver	 MEX	134	Juan-Pablo Diaz Isla	1999	300.0	186.0	15.0	12.0	21.0	33.0	(57.0 OCS)	47.0	2.0	(57.0 DNC)	12.0	2.0	8.0	34.0
5	Silver	 GBR	327	Adam Phipps	1999	257.0	189.0	(48.0)	46.0 ARB	40.0	21.0	28.0	21.0	5.0	3.0	17.0	(20.0)	4.0	4.0
6	Silver	 NZL	128	Max van der Zalm	2000	293.0	194.0	26.0	43.0	37.0	18.0	(57.0 OCS)	15.0	18.0	4.0	5.0	(42.0)	17.0	11.0
7	Silver	 TUR	2094	Louis-Ferdinand-Önder Goktepe	2000	259.0	197.0	32.0	18.0	33.0	(38.0)	25.0	35.0	8.0	5.0	10.0	(24.0)	12.0	19.0
8	Silver	 LAT	47	Namejs Dreimanis	2000	279.0	208.0	(37.0)	33.0	30.0	22.0	19.0	26.0	12.0	(34.0)	26.0	22.0	6.0	12.0
9	Silver	 BEL	39	Thomas Broucke	2000	288.0	215.0	34.0	41.0	41.0	25.0	22.0	(46.0)	11.0	(27.0)	11.0	9.0	16.0	5.0
10	Silver	 FRA	573	Salem Haddad	2000	305.0	219.0	33.0	26.0	31.0	(43.0)	43.0	21.0	3.0	16.0	22.0	(43.0)	10.0	14.0
11	Silver	 NOR	30	Matteo Maaoe	2000	286.0	225.0	38.0	43.0	31.0	(45.0)	17.0	36.0	15.0	7.0	(16.0)	13.0	15.0	10.0
12	Silver	 POL	185	Mikolaj Michalski	2000	325.0	230.0	29.0	34.0	(38.0)	30.0	18.0	24.0	(57.0 BFD)	8.0	19.0	17.0	22.0	29.0
13	Silver	 FRA	812	Youn Fichou	2000	315.5	240.5	31.0	27.0	39.0	(47.0)	44.0	47.0	9.0	(28.0)	6.0	11.5 RDG7:11	3.0	23.0
14	Silver	 NZL	106	Max Meffan	2000	331.0	247.0	40.0	42.0	(57.0 OCS)	31.0	49.0 ARB	42.0	6.0	2.0	2.0	(27.0)	26.0	7.0
15	Silver	 ITA	92	Tim Wolter	1999	327.0	247.0	36.0	36.0	34.0	(44.0)	23.0	34.0	(36.0)	10.0	20.0	3.0	25.0	26.0
16	Silver	 FRA	590	Guilhem Chapoutot	2000	343.5	248.5	30.0	36.5	29.0	17.0	(38.0)	32.0	10.0	21.0	(57.0 BFD)	5.0	11.0	57.0 BFD
17	Silver	 ISR	293	Ido Rootman	2001	332.0	249.0	(53.0)	49.0	36.0	34.0	29.0	31.0	14.0	15.0	29.0	11.0	(30.0)	1.0
18	Silver	 NOR	424	Ola Bjoerne	2000	322.0	251.0	40.0	42.0	(46.0 ARB)	32.0	24.0	40.0	20.0	(25.0)	15.0	25.0	5.0	8.0
19	Silver	 PUR	54	Lucas Miranda	1999	360.4	261.4	30.0	20.0	23.0	48.0	34.4 RDG1:6	(51.0)	24.0	23.0	3.0	33.0	23.0	(48.0)
20	Silver	 GBR	340	Hugo Thomas	2000	356.0	264.0	32.0	39.0	32.0	48.0	47.0	(57.0 DNC)	19.0	20.0	13.0	7.0	7.0	(35.0)
21	Silver	 ITA	66	Federico Vetro	2000	351.0	266.0	43.0	(47.0)	44.0	40.0	26.0	36.0	7.0	11.0	7.0	28.0	(38.0)	24.0

Rank	Fleet	Nat	SailNo	HelmName	Year	Total	Nett	Q1	Q2	Q3	Q4	Q5	Q6	F1	F2	F3	F4	F5	F6
22	Silver	 ISR	233	Tom Ziser	2000	347.0	268.0	27.0	32.0	(40.0)	39.0	31.0	29.0	25.0	19.0	(39.0)	15.0	34.0	17.0
23	Silver	 ITA	15	Alex Gasser	2000	349.0	269.0	35.0	(45.0)	44.0	42.0	27.0	32.0	33.0	22.0	8.0	6.0	(35.0)	20.0
24	Silver	 POL	76	Michal Walenczewski	2000	388.0	274.0	38.0	30.0	35.0	27.0	34.0	(57.0 DNC)	26.0	36.0	(57.0 BFD)	21.0	18.0	9.0
25	Silver	 POL	175	Przemyslaw Szybkowski	2000	366.2	277.2	35.0	34.8 RDG1:6	34.8 RDG1:6	41.0	15.0	(48.0)	23.0	14.0	33.0	23.3 RDG7:9	23.3 RDG7:9	(41.0)
26	Silver	 SIN	7	Reynold Chan	2000	374.0	285.0	42.0	(48.0)	39.0	26.0	33.0	25.0	(41.0)	41.0	35.0	4.0	9.0	31.0
27	Silver	 LTU	1	Rokas Didrikas	2000	373.0	285.0	44.0	38.0	42.0	28.0	35.0	(46.0)	32.0	31.0	(42.0)	12.0	21.0	2.0
28	Silver	 GBR	301	Isaac Lines	2000	400.0	286.0	25.0	33.0	36.0	16.0	(57.0 OCS)	41.0	13.0	24.0	14.0	(57.0 RET)	57.0 DNC	27.0
29	Silver	 ITA	94	Riccardo-Alberto Borghi	2000	370.0	288.0	41.0	26.0	34.0	36.0	46.0	(52.0)	17.0	13.0	23.0	(30.0)	24.0	28.0
30	Silver	 LTU	8	Mindaugas Luksys	2000	391.0	297.0	42.0	(51.0)	50.0	32.0	34.0	27.0	30.0	26.0	9.0	31.0	(43.0)	16.0
31	Silver	 ESP	580	Ferran Jurado	2001	405.0	313.0	44.0	31.0	(46.0)	33.0	33.0	25.0	28.0	45.0	21.0	23.0	(46.0)	30.0
32	Silver	 ITA	184	Andrea Bufalini	1999	442.0	328.0	34.0	37.0	50.0	51.0	40.0	(57.0 DNC)	16.0	18.0	(57.0 DNC)	29.0	28.0	25.0
33	Silver	 NOR	1118	Mads Halvorsen	2000	425.0	331.0	(50.0)	48.0	45.0	37.0	48.0	43.0	35.0	(44.0)	34.0	8.0	20.0	13.0
34	Silver	 ITA	89	Nikolas Di Pauli	2000	425.0	342.0	43.0	40.0	(45.0)	43.0	39.0	44.0	22.0	29.0	31.0	14.0	37.0	(38.0)
35	Silver	 NZL	747	Dillon Browne	1999	437.0	343.0	(47.0)	40.0	37.0	40.0	35.0	39.0	39.0	39.0	(47.0)	39.0	13.0	22.0
36	Silver	 GBR	3157	Julian Tait	1999	442.0	352.0	45.0	(50.0)	41.0	46.0	30.0	43.0	(40.0)	38.0	38.0	19.0	19.0	33.0
37	Silver	 ESP	640	Gonzalo Boronat Suay	2001	464.0	361.0	(57.0 RET)	57.0 RET	57.0 RET	38.0	31.0	39.0	31.0	12.0	24.0	(46.0)	32.0	40.0
38	Silver	 ITA	44	Filippo Albano	1999	484.0	374.0	51.0	(53.0)	51.0	42.0	50.0	41.0	(57.0 BFD)	30.0	30.0	34.0	27.0	18.0
39	Silver	 JPN	211	Shunta Tatenuma	1999	490.0	386.0	(53.0)	50.0	48.0	51.0	32.0	50.0	(51.0)	33.0	45.0	16.0	29.0	32.0
40	Silver	 POL	186	Mikolaj Lewinski	2000	496.0	389.0	29.0	35.0	38.0	(50.0)	39.0	44.0	27.0	35.0	28.0	(57.0 DNC)	57.0 DNC	57.0 DNC
41	Silver	 BEL	106	Robin Goddyn	2000	494.0	393.0	39.0	34.0	49.0	44.0	(54.0)	49.0	29.0	37.0	27.0	38.0	(47.0)	47.0
42	Silver	 PER	40	Santiago Bazo	1999	509.0	400.0	49.0	(52.0)	43.0	52.0	42.0	20.0	42.0	52.0	37.0	32.0	31.0	(57.0 BFD)
43	Silver	 SVK	77	Oliver Carny	1999	505.0	407.0	46.0	44.0	(51.0)	45.0	42.0	49.0	34.0	(47.0)	25.0	47.0	36.0	39.0

Rank	Fleet	Nat	SailNo	HelmName	Year	Total	Nett	Q1	Q2	Q3	Q4	Q5	Q6	F1	F2	F3	F4	F5	F6
44	Silver	 MEX	131	Jose-Luis Ponce Baqueiro	2001	510.0	408.0	45.0	44.0	(57.0 OCS)	46.0	49.0	50.0	43.0	40.0	32.0	26.0	33.0	(45.0)
45	Silver	 ITA	161	Stefano-Carlo Sebis	2000	511.0	416.0	(49.0)	46.0	47.0	36.0	38.0	48.0	37.0	32.0	(46.0)	41.0	45.0	46.0
46	Silver	 GBR	847	Jonathan Ashworth	2000	525.0	418.0	41.0	51.0	48.0	49.0	(57.0 OCS)	38.0	38.0	(50.0)	40.0	36.0	41.0	36.0
47	Silver	 ITA	119	Massimo-Luigi Grandino	2002	533.0	431.0	52.0	49.0	49.0	(53.0)	45.0	53.0	(49.0)	17.0	36.0	48.0	39.0	43.0
48	Silver	 GBR	339	Patrick Boyce	1999	544.5	443.5	47.5	46.0	46.0	49.0	43.0	(52.0)	45.0	(49.0)	44.0	37.0	44.0	42.0
49	Silver	 ITA	98	Mauro Cecchetti	1999	566.8	455.8	46.8 RDG1:6	(54.0)	54.0	50.0	36.0	40.0	50.0	51.0	43.0	45.0	40.0	(57.0 DNC)
50	Silver	 ITA	19	Arturo Bevilacqua	1999	578.0	473.0	52.0	(55.0)	53.0	47.0	51.0	53.0	48.0	42.0	41.0	(50.0)	49.0	37.0
51	Silver	 POL	607	Antoni Soltysiak	2000	581.0	477.0	51.0	53.0	52.0	(55.0)	44.0	45.0	44.0	43.0	48.0	(49.0)	48.0	49.0
52	Silver	 ITA	156	Lucas Calvo	2000	582.0	478.0	(54.0)	52.0	53.0	52.0	46.0	51.0	46.0	46.0	(50.0)	40.0	42.0	50.0
53	Silver	 PER	6	Jose-Miguel Davila	1999	598.0	484.0	(57.0 DNC)	57.0 DNC	57.0 DNC	54.0	53.0	54.0	47.0	48.0	49.0	44.0	(57.0 DSQ)	21.0
54	Silver	 ITA	222	Corrado Saviantoni	2001	592.0	485.0	(50.0)	47.0	47.0	37.0	45.0	37.0	(57.0 DNC)	57.0 DNC	57.0 DNC	57.0 DNC	57.0 DNC	44.0
55	Silver	 POL	715	Michal Jackowski	2001	647.0	533.0	46.0	45.0	43.0	(57.0 DNC)	57.0 DNC	57.0 DNC	(57.0 DNC)	57.0 DNC	57.0 DNC	57.0 DNC	57.0 DNC	57.0 DNC

Scoring codes used

Code	Description	Points
ARB	Arbitration Rule SI 16	Varies
BFD	Black flag disqualification under rule 30.3	57
DNC	Did not come to the starting area	57
DSQ	Disqualification	57
OCS	On course side at start or broke rule 30.1	57
RDG0	Redress - Manually adjusted position	Varies
RDG1:6	Redress - average points for races 1 to 6, except the race in question	Varies
RDG7:11	Redress - average points for races 7 - 11, except the race in question	Varies
RDG7:12	Redress - average points for races 7 to 12, except the races in question	10.6
RDG7:9	Redress - average points for races 7 to 9, except the races in question	23.3
RET	Retired	57