



IWA Junior, Youth and Masters World Championship 2009

Weymouth and Portland National Sailing Academy















Results are final as of 19:11 on August 29, 2009






























Overall















Sailed: 11, Discards: 2, To count: 9, Entries: 118, Scoring system: Appendix B















Rank	Tally	Fleet	Division	Nat	SailNo	HelmName	Sex	Q1	Q2	Q3	Q4	Q5	Q6	R7	R8	R9	R10	R11	Total	Nett
1	79	T293 U17B	Gold	GBR	60	Sills Samuel	M	(2.0)	2.0	1.0	1.0	1.0	1.0	(6.0)	1.0	1.0	1.0	1.0	18.0	10.0
2	220	T293 U17B	Gold	ESP	36	Sanz Lanz Mateo	M	1.0	2.0	3.0	3.0	3.0	1.0	(4.0)	3.0	2.0	(4.0)	2.0	28.0	20.0
3	26	T293 U17B	Gold	FRA	155	Giard Louis	M	(8.0)	1.0	1.0	5.0	1.0	3.0	1.0	5.0	(8.0)	2.0	5.0	40.0	24.0
4	263	T293 U17B	Gold	POL	011	Urbanowicz Marcin	M	1.0	1.0	5.0	8.0	6.0	2.0	3.0	(9.0)	3.0	3.0	(12.0)	53.0	32.0
5	55	T293 U17B	Gold	FRA	753	Cousin Gael	M	3.0	3.0	4.0	1.0	15.0	5.0	2.0	2.0	(60.0 OCS)	7.0	(20.0)	122.0	42.0
6	58	T293 U17B	Gold	FRA	896	Finck Laurent	M	10.0	10.0	7.0	2.0	5.0	6.0	(32.0)	7.0	5.0	(11.0)	4.0	99.0	56.0
7	10	T293 U17B	Gold	ESP	1	Arteaga Santiago	M	4.0	3.0	3.0	4.0	8.0	8.0	10.0	(22.0)	(21.0)	5.0	11.0	99.0	56.0
8	162	T293 U17B	Gold	NED	194	Badloe Kiran	M	8.0	13.0	2.0	2.0	2.0	5.0	16.0	4.0	(60.0 OCS)	(34.0)	6.0	152.0	58.0
9	21	T293 U17B	Gold	FRA	0	Labat Maxime	M	5.0	4.0	5.0	4.0	5.0	13.0	(19.0)	17.0	(26.0)	6.0	3.0	107.0	62.0














10	284	T293 U17B	Gold	 FRA	212	Cauty Emmanuel	M	11.0	4.0	2.0	6.0	2.0	9.0	12.0	8.0	12.0	(20.0)	(18.0)	104.0	66.0
11	71	T293 U17B	Gold	 GBR	453	Brown Matthew	M	(15.0)	12.0	6.0	7.0	3.0	3.0	8.0	10.0	11.0	(13.0)	7.0	95.0	67.0
12	39	T293 U17B	Gold	 FRA	1	Olmeta Martin	M	4.0	7.0	7.0	6.0	11.0	7.0	5.0	20.0	(60.0 OCS)	(60.0 DSQ)	9.0	196.0	76.0
13	15	T293 U17B	Gold	 ESP	7	Figueiras Perez Alex	M	3.0	5.0	4.0	5.0	4.0	6.0	14.0	(27.0)	(60.0 OCS)	12.0	26.0	166.0	79.0
14	29	T293 U17B	Gold	 FRA	185	Saulnier Alan	M	14.0	6.0	(28.0)	22.0	12.0	4.0	7.0	23.0	4.0	8.0	(43.0)	171.0	100.0
15	17	T293 U17B	Gold	 ESP	69	Jimenez Tur Adrian	M	21.0	16.0	9.0	3.0	4.0	2.0	17.0	19.0	(24.0)	(22.0)	10.0	147.0	101.0
16	13	T293 U17B	Gold	 ESP	25	Ferrer Tur Daplia	M	6.0	8.0	(23.0)	19.0	14.0	14.0	13.0	14.0	6.0	9.0	(31.0)	157.0	103.0
17	285	T293 U17B	Gold	 FRA	201	D'Ersu Victor	M	7.0	6.0	14.0	13.0	6.0	(21.0)	20.0	18.0	17.0	(50.0 SCP)	8.0	180.0	109.0
18	231	T293 U17B	Gold	 ITA	113	Kusstatscher Lukas	M	2.0	7.0	25.0	11.0	17.0	9.0	(60.0 DNC)	(52.0)	10.0	14.0	16.0	223.0	111.0
19	99	T293 U17B	Gold	 GBR	836	Bennett Joe	M	12.0	8.0	8.0	11.0	14.0	12.0	(60.0 RAF)	15.0	(27.0)	23.0	24.0	214.0	127.0
20	33	T293 U17B	Gold	 HKG	16	CHENG Chun Leung	M	11.0	5.0	19.0	19.0	12.0	19.0	21.0	13.0	16.0	(30.0)	(27.0)	192.0	135.0
21	27	T293 U17B	Gold	 FRA	972	Dupont Yann	M	9.0	17.0	15.0	14.0	13.0	10.0	(29.0)	25.0	14.0	18.0	(39.0)	203.0	135.0
22	266	T293 U17B	Gold	 ARG	15	Lopez Becker Julian	M	9.0	26.0	6.0	8.0	8.0	7.0	(41.0)	24.0	(60.0 OCS)	38.0	22.0	249.0	148.0
23	77	T293 U17B	Gold	 GBR	597	Hards Stuart	M	(34.0)	19.0	17.0	9.0	18.0	11.0	11.0	(32.0)	13.0	19.0	32.0	215.0	149.0















24	264	T293 U17B	Gold	 POL	451	Buderaski Lukasz	M	6.0	9.0	29.0	(31.0)	24.0	13.0	9.0	(50.0)	20.0	10.0	30.0	231.0	150.0
25	143	T293 U17B	Gold	 ISR	600	Segal Ryan	M	12.0	17.0	12.0	22.0	10.0	12.0	37.0	(60.0 RAF)	23.0	25.0	(60.0 BFD)	290.0	170.0
26	145	T293 U17B	Gold	 ISR	8597	Galili Amir	M	22.0	20.0	18.0	20.0	13.0	(34.0)	25.0	28.0	9.0	17.0	(29.0)	235.0	172.0
27	42	T293 U17B	Gold	 FRA	285	Fourn Raphael	M	14.0	18.0	22.0	27.0	9.0	23.0	(34.0)	12.0	28.0	(32.0)	23.0	242.0	176.0
28	46	T293 U17B	Gold	 FRA	34	Rozier Paul	M	33.0	31.0	12.0	9.0	7.0	4.0	40.0	26.0	(60.0 OCS)	(50.0)	14.0	286.0	176.0
29	23	T293 U17B	Gold	 FRA	1015	Contal Gaël	M	10.0	24.0	11.0	23.0	11.0	10.0	35.0	39.0	(47.0)	21.0	(53.0)	284.0	184.0
30	45	T293 U17B	Gold	 FRA	315	Millet Simon	M	7.0	16.0	19.0	27.0	9.0	23.0	39.0	(45.0)	7.0	(42.0)	41.0	275.0	188.0
31	228	T293 U17B	Gold	 ITA	8	De Vita Giogio	M	5.0	9.0	45.0	(47.0)	7.0	(60.0 DNC)	33.0	11.0	31.0	16.0	33.0	297.0	190.0
32	243	T293 U17B	Gold	 POL	94	Banach Artur	M	19.0	24.0	10.0	16.0	22.0	15.0	23.0	29.0	(42.0)	33.0	(37.0)	270.0	191.0
33	84	T293 U17B	Gold	 GBR	662	Plummer Jack	M	13.0	32.0	21.0	17.0	19.0	15.0	22.0	31.0	(35.0)	24.0	(34.0)	263.0	194.0
34	69	T293 U17B	Gold	 GBR	425	Jenkins Sam	M	40.0	28.0	13.0	13.0	10.0	26.0	(52.0)	6.0	43.0	(55.0)	17.0	303.0	196.0
35	76	T293 U17B	Gold	 GBR	579	Leadbetter Josh	M	16.0	18.0	9.0	12.0	15.0	(60.0 DNC)	(46.0)	30.0	39.0	43.0	19.0	307.0	201.0
36	5	T293 U17B	Gold	 BEL	21	De Bruyn Kjell	M	22.0	29.0	8.0	14.0	39.0	8.0	(47.0)	21.0	(40.0)	40.0	25.0	293.0	206.0














37	14	T293 U17B	Gold	 ESP	26	Crespo Cabrera Jordi	M	38.0	30.0	17.0	24.0	23.0	18.0	(51.0)	16.0	(50.0)	28.0	13.0	308.0	207.0
38	114	T293 U17B	Gold	 GBR	9730	Morris Louis	M	15.0	21.0	20.0	21.0	26.0	16.0	(60.0 RAF)	(60.0 RAF)	33.0	46.0	15.0	333.0	213.0
39	232	T293 U17B	Gold	 ITA	110	Dorn Fabien	M	19.0	14.0	34.0	33.0	29.0	18.0	18.0	(56.0)	22.0	36.0	(56.0)	335.0	223.0
40	38	T293 U17B	Gold	 FRA	299	Gueroult Titouan	M	18.0	13.0	16.0	(43.0)	33.0	20.0	30.0	(49.0)	38.0	26.0	36.0	322.0	230.0
41	261	T293 U17B	Gold	 POL	457	Sobieszczyk Szymon	M	17.0	19.0	15.0	26.0	28.0	31.0	26.0	40.0	(44.0)	(51.0)	28.0	325.0	230.0
42	155	T293 U17B	Gold	 ITA	28	Catalano Silvio	M	20.0	11.0	33.0	25.0	29.0	(60.0 DNC)	15.0	47.0	19.0	35.0	(55.0)	349.0	234.0
43	111	T293 U17B	Gold	 GBR	957	Marrs Lee	M	24.0	27.0	14.0	10.0	19.0	30.0	(60.0 RAF)	37.0	(51.0)	37.0	42.0	351.0	240.0
44	35	T293 U17B	Gold	 FRA	224	Dekettelbutter Gabin	M	18.0	26.0	24.0	23.0	(60.0 DNF)	17.0	24.0	46.0	15.0	(49.0)	49.0	351.0	242.0
45	163	T293 U17B	Gold	 NED	707	Min Jort	M	30.0	31.0	22.0	15.0	18.0	29.0	43.0	(44.0)	34.0	(47.0)	21.0	334.0	243.0
46	130	T293 U17B	Gold	 GER	613	Albrecht Florian	M	25.0	21.4 RDG	13.0	10.0	40.0	19.0	45.0	43.0	(60.0 OCS)	27.0	(48.0)	351.4	243.4
47	106	T293 U17B	Gold	 GBR	931	Squires Tom	M	29.0	22.0	18.0	21.0	16.0	31.0	(49.0)	34.0	37.0	(48.0)	40.0	345.0	248.0
48	50	T293 U17B	Gold	 FRA	53	Delorme Thibault	M	(39.0)	15.0	31.0	28.0	20.0	14.0	36.0	38.0	36.0	31.0	(44.0)	332.0	249.0
49	146	T293 U17B	Gold	 ISR	972	Imri Katz	M	13.0	22.0	39.0	49.0	27.0	26.0	27.0	(57.0)	18.0	29.0	(57.0)	364.0	250.0
50	72	T293 U17B	Gold	 GBR	457	Burley Kieran	M	17.0	12.0	37.0	20.0	17.0	29.0	44.0	(51.0)	32.0	44.0	(45.0)	348.0	252.0

51	257	T293 U17B	Gold	 POL	191	Pellowski Robert	M	24.0	15.0	35.0	25.0	31.0	22.0	(42.0)	35.0	30.0	39.0	(51.0)	349.0	256.0
52	279	T293 U17B	Gold	 ISR	978	Atzmorn Yuval	M	28.0	34.0	23.0	16.0	32.0	27.0	31.0	41.0	(45.0)	(45.0)	38.0	360.0	270.0
53	131	T293 U17B	Gold	 GER	660	Hattich Benedikt	M	27.0	26.2 RDG	26.0	32.0	30.0	16.0	38.0	(48.0)	(46.0)	41.0	35.0	365.2	271.2
54	295	T293 U17B	Gold	 UKR	13	Oleksandr Tugaryev	M	31.0	23.0	16.0	26.0	21.0	33.0	(50.0)	42.0	41.0	(52.0)	47.0	382.0	280.0
55	12	T293 U17B	Gold	 ESP	21	Castello Vicente	M	31.0	11.0	37.0	33.0	21.0	(60.0 DNC)	28.0	55.0	25.0	(57.0)	54.0	412.0	295.0
56	223	T293 U17B	Gold	 ESP	16	Rivera Alvaro	M	28.0	21.0	32.0	17.0	16.0	34.0	(60.0 RAF)	54.0	48.0	(60.0 DSQ)	46.0	416.0	296.0
57	48	T293 U17B	Gold	 FRA	424	Fevrier Maxime	M	21.0	44.0	20.0	7.0	22.0	46.0	53.0	36.0	49.0	(54.0)	(60.0 RAF)	412.0	298.0
58	301	T293 U17B	Gold	 UKR	33	Vladislav Burmystrenk	M	23.0	32.0	27.0	45.0	31.0	24.0	48.0	(53.0)	29.0	(53.0)	52.0	417.0	311.0
59	185	T293 U17B	Gold	 TUR	888	Kural Sina Can	M	52.0	52.0	10.0	18.0	36.0	17.0	54.0	33.0	(60.0 RAF)	(56.0)	50.0	438.0	322.0
1	136	T293 U17B	Silver	 HKG	33	LAI Hin Chun	M	20.0	14.0	(44.0)	39.0	(41.0 RDG)	39.0	4.0	11.0	7.0	10.0	3.0	232.0	147.0
2	24	T293 U17B	Silver	 FRA	288	Monnerie Anthony	M	(51.0)	(60.0 DNF)	42.0	15.0	23.0	27.0	16.0	4.0	13.0 AD5	9.0	2.0	262.0	151.0
3	135	T293 U17B	Silver	 HKG	26	KWOK Tsz Him	M	23.0	35.0	(38.0)	(41.0)	30.0	33.0	2.0	9.0	6.0	6.0	9.0	232.0	153.0
4	49	T293 U17B	Silver	 FRA	434	Lavaud Marc	M	(60.0 DNC)	(60.0 DNC)	30.0	24.0	60.0 DNF	20.0	3.0	6.0	1.0	12.0	5.0	281.0	161.0
5	197	T293 U17B	Silver	 RUS	54	Murashev Artem	M	32.0	33.0	31.0	29.0	(41.0)	(60.0 RAF)	1.0	17.0	4.0	2.0	17.0	267.0	166.0

6	134	T293 U17B	Silver	 HKG	17	TAM Man Fung	M	33.0	28.0	(39.0)	34.0	(47.0)	39.0	10.0	8.0	13.0	1.0	10.0	262.0	176.0
7	290	T293 U17B	Silver	 LAT	194	Kaups Ronalds	M	(42.0)	25.0	28.0	(40.0)	25.0	25.0	19.0	10.0	11.0	24.0	18.0	267.0	185.0
8	270	T293 U17B	Silver	 ITA	53	Alfano Hassimiliano	M	16.0	23.0	(50.0)	(60.0 DNC)	28.0	32.0	5.0	32.0	5.0	13.0	34.0	298.0	188.0
9	219	T293 U17B	Silver	 ESP	57	Izquierdo Lopez- Amado Javier	M	(40.0)	(48.0)	35.0	29.0	35.0	11.0	24.0	5.0	23.0	34.0	1.0	285.0	197.0
10	129	T293 U17B	Silver	 GER	610	Moennig Mick	M	36.0	29.6 RDG	25.0	(39.0)	20.0	28.0	15.0	12.0	(60.0 BFD)	28.0	6.0	298.6	199.6
11	3	T293 U17B	Silver	 BEL	112	Devriese Jonas	M	(37.0)	(36.0)	34.0	36.0	25.0	30.0	17.0	22.0	9.0	16.0	16.0	278.0	205.0
12	190	T293 U17B	Silver	 GER	824	Klaus Maximilian	M	30.0	33.2 RDG	29.0	32.0	(35.0)	(40.0)	9.0	35.0	10.0	11.0	19.0	283.2	208.2
13	296	T293 U17B	Silver	 ITA	124	Masseroli Jozef	M	34.0	27.0	(42.0)	38.0	(60.0 DNF)	35.0	34.0	3.0	24.0	5.0	14.0	316.0	214.0
14	214	T293 U17B	Silver	 POL	120	Januszewski Wojciech	M	36.0	40.0	(43.0)	(44.0)	34.0	40.0	7.0	19.0	12.0	7.0	21.0	303.0	216.0
15	178	T293 U17B	Silver	 ITA	21	Picone Enrico	M	35.0	47.0	41.0	40.0	(60.0 DNC)	24.0	11.0	21.0	(60.0 DNC)	3.0	4.0	346.0	226.0
16	184	T293 U17B	Silver	 TUR	427	Ezer Korhan	M	(44.0)	(49.0)	26.0	38.0	39.0	21.0	27.0	14.0	26.0	23.0	13.0	320.0	227.0
17	283	T293 U17B	Silver	 FRA	733	Ducros Hugo	M	47.0	41.0	(60.0 DNC)	12.0	27.0	25.0	18.0	2.0	27.0	36.0	(60.0 DNC)	355.0	235.0
18	194	T293 U17B	Silver	 FRA	321	Sultana Vincent	M	(49.0)	30.0	33.0	(42.0)	33.0	28.0	8.0	29.0	33.0	17.0	26.0	328.0	237.0
19	249	T293 U17B	Silver	 ESP	80	Simo Alesandro	M	37.0	38.0	(41.0)	(48.0)	26.0	38.0	12.0	36.0	14.0	14.0	24.0	328.0	239.0

20	242	T293 U17B	Silver	 POL	166	Kostecki Samuel	M	44.0	39.0	(60.0 DNC)	42.0	(60.0 DNF)	60.0 DNC	6.0	20.0	2.0	4.0	30.0	367.0	247.0
21	54	T293 U17B	Silver	 EST	447	Siirak Benjamin	M	41.0	(44.0)	43.0	28.0	(60.0 DNF)	37.0	13.0	23.0	16.0	37.0	11.0	353.0	249.0
22	36	T293 U17B	Silver	 FRA	345	Chauvet Grégoire	M	35.0	40.0	30.0	18.0	32.0	(43.0)	39.0	16.0	(60.0 BFD)	29.0	12.0	354.0	251.0
23	255	T293 U17B	Silver	 POL	477	Krause Konrad	M	26.0	36.0	(49.0)	34.0	(60.0 DNF)	35.0	35.0	24.0	18.0	21.0	22.0	360.0	251.0
24	80	T293 U17B	Silver	 GBR	602	Warren Nat	M	45.0	(46.0)	46.0	(60.0 DNC)	38.0	36.0	14.0	1.0	37.0	19.0	33.0	375.0	269.0
25	302	T293 U17B	Silver	 UKR	22	Dmytro Brezhniev	M	(49.0)	41.0	46.0	35.0	45.0	(60.0 DNC)	22.0	18.0	19.0	15.0	35.0	385.0	276.0
26	226	T293 U17B	Silver	 ESP	112	Vieito Cobian	M	29.0	20.0	48.0	(60.0 DNC)	(60.0 DNC)	60.0 DNC	20.0	50.0	3.0	8.0	44.0	402.0	282.0
27	191	T293 U17B	Silver	 GRE	28	Doukas Stratis	M	(60.0 RAF)	51.0	27.0	36.0	(60.0 RAF)	37.0	38.0	15.0	29.0	20.0	31.0	404.0	284.0
28	165	T293 U17B	Silver	 PER	99	Canseco Matias	M	32.0	47.0	(60.0 DNF)	30.0	(60.0 DNF)	44.0	36.0	25.0	31.0	25.0	20.0	410.0	290.0
29	98	T293 U17B	Silver	 GBR	812	Prescott Torin	M	26.0	33.0	(51.0)	(45.0)	38.0	38.0	30.0	39.0	32.0	38.0	25.0	395.0	299.0
30	150	T293 U17B	Silver	 ITA	116	Cortese Roberto Valdo	M	25.0	39.0	(60.0 DNC)	35.0	(60.0 DNF)	42.0	41.0	7.0	60.0 DNC	22.0	29.0	420.0	300.0
31	139	T293 U17B	Silver	 HUN	199	Nikl Andras	M	38.0	34.0	24.0	41.0	(46.0)	(60.0 DNC)	21.0	44.0	15.0	41.0	46.0	410.0	304.0
32	224	T293 U17B	Silver	 EST	399	Rom Nikita	M	(47.0)	45.0	40.0	44.0	44.0	41.0	25.0	(56.0)	20.0	18.0	28.0	408.0	305.0

33	103	T293 U17B	Silver		875	Patrick Luke	M	41.0	29.0	11.0	31.0	37.0	(60.0 DNC)	(60.0 RAF)	60.0 RAF	28.0	26.0	42.0	425.0	305.0
34	4	T293 U17B	Silver		135	Coucke Bjorn	M	(57.0)	(54.0)	38.0	37.0	40.0	32.0	43.0	28.0	40.0	43.0	15.0	427.0	316.0
35	253	T293 U17B	Silver		180	Stachura Kacper	M	46.0	45.0	36.0	30.0	44.0	(51.0)	46.0	37.0	(60.0 BFD)	31.0	8.0	434.0	323.0
36	154	T293 U17B	Silver		15	Casti Francesco	M	43.0	51.0	(60.0 RAF)	(60.0 RAF)	60.0 DNC	60.0 RAF	26.0	30.0	22.0	27.0	7.0	446.0	326.0
37	83	T293 U17B	Silver		661	Kenmuir Ross	M	(48.0)	10.0	40.0	(48.0)	43.0	45.0	31.0	40.0	41.0	44.0	38.0	428.0	332.0
38	177	T293 U17B	Silver		109	Holm Adam	M	27.0	25.0	32.0	46.0	(60.0 DNF)	36.0	23.0	26.0	(60.0 DNC)	60.0 DNC	60.0 DNC	455.0	335.0
39	120	T293 U17B	Silver		9826	Wardle Richard	M	(54.0)	52.0	45.0	46.0	41.0	(55.0)	48.0	13.0	35.0	45.0	23.0	457.0	348.0
40	168	T293 U17B	Silver		79	Lopez Claville Alex	M	45.0	48.0	(52.0)	(51.0)	43.0	47.0	33.0	34.0	34.0	30.0	39.0	456.0	353.0
41	85	T293 U17B	Silver		695	Wells Conor	M	42.0	43.0	(60.0 DNC)	(60.0 DNC)	42.0	60.0 DNC	37.0	38.0	30.0	32.0	37.0	481.0	361.0
42	104	T293 U17B	Silver		878	Patrick Jake	M	57.0	(60.0 DNC)	21.0	47.0	36.0	22.0	(60.0 OCS)	27.0	60.0 BFD	60.0 DNC	32.0	482.0	362.0
43	67	T293 U17B	Silver		343	Robinson Andrew	M	46.0	43.0	53.0	(60.0 DNC)	(60.0 DNC)	49.0	28.0	42.0	21.0	40.0	41.0	483.0	363.0
44	161	T293 U17B	Silver		124	Peters Bert	M	(54.0)	(55.0)	36.0	37.0	34.0	53.0	51.0	33.0	44.0	53.0	27.0	477.0	368.0
45	187	T293 U17B	Silver		16	Dupont Neils	M	51.0	50.0	(60.0 DNC)	(60.0 DNC)	37.0	54.0	42.0	49.0	17.0	33.0	52.0	505.0	385.0
46	140	T293 U17B	Silver		88	Simor Krisztian	M	48.0	(60.0 RAF)	56.0	52.0	24.0	(60.0 DNC)	45.0	52.0	25.0	47.0	53.0	522.0	402.0


47	199	T293 U17B	Silver	 USA	411	Hendrickson Kevin	M	43.0	(60.0 RAF)	(60.0 RAF)	60.0 RAF	45.0	60.0 DNF	29.0	31.0	60.0 BFD	39.0	36.0	523.0	403.0
48	252	T293 U17B	Silver	 POL	69	Filip Alexander	M	52.0	55.0	47.0	43.0	(60.0 DNC)	(60.0 DNC)	50.0	43.0	43.0	46.0	40.0	539.0	419.0
49	8	T293 U17B	Silver	 CAN	51	Fugere Jean- Sebastien	M	53.0	54.0	48.0	49.0	(60.0 DNC)	(56.0)	47.0	46.0	36.0	52.0	47.0	548.0	432.0
50	182	T293 U17B	Silver	 TUR	43	Konukcu Kaan	M	50.0	50.0	55.0	(60.0 RAF)	(60.0 DNC)	60.0 RAF	40.0	47.0	38.0	48.0	45.0	553.0	433.0
51	138	T293 U17B	Silver	 HUN	197	Bartha Tamas	M	50.0	53.0	(54.0)	50.0	(60.0 DNC)	48.0	53.0	41.0	45.0	51.0	43.0	548.0	434.0
52	189	T293 U17B	Silver	 GBR	546	O'Hara Jordan	M	(56.0)	35.0	44.0	53.0	42.0	(60.0 DNC)	55.0	55.0	46.0	55.0	50.0	551.0	435.0
53	64	T293 U17B	Silver	 GBR	308	Page Zak	M	53.0	42.0	(60.0 DNC)	(60.0 DNC)	60.0 RAF	50.0	32.0	45.0	60.0 DNC	35.0	60.0 DNC	557.0	437.0
54	116	T293 U17B	Silver	 GBR	976	Bailey Jack	M	(55.0)	53.0	49.0	50.0	49.0	(60.0 RAF)	54.0	53.0	39.0	50.0	54.0	566.0	451.0
55	37	T293 U17B	Silver	 ITA	20	Spatafora Umberto	M	55.0	56.0	(60.0 DNC)	(60.0 DNC)	60.0 DNC	52.0	49.0	54.0	42.0	42.0	51.0	581.0	461.0
56	123	T293 U17B	Silver	 GBR	9858	Martin Olly	M	58.0	57.0	47.0	51.0	(60.0 DNC)	(60.0 DNC)	60.0 DNC	48.0	48.0	54.0	49.0	592.0	472.0
57	175	T293 U17B	Silver	 SWE	94	Bertilsson Erik	M	39.0	46.0	(60.0 DNC)	(60.0 DNC)	60.0 DNC	60.0 DNC	44.0	51.0	60.0 DNC	60.0 DNC	60.0 DNC	600.0	480.0
58	167	T293 U17B	Silver	 ESP	66	Segado Pau	M	56.0	49.0	(60.0 DNC)	(60.0 DNC)	48.0	60.0 DNC	52.0	60.0 DNC	60.0 BFD	49.0	48.0	602.0	482.0
59	158	T293 U17B	Silver	 JPN	3	Matsubara Hiro	M	(60.0 DNC)	(60.0 DNC)	60.0 DNC	60.0 DNC	60.0 DNC	60.0 DNC	60.0 DNC	60.0 DNC	47.0	56.0	60.0 DNC	643.0	523.0

Sailwave Scoring Software 2.01 build 8

www.sailwave.com

T293 Open Fleet












Sailed: 10, Discards: 1, To count: 9, Entries: 7, Scoring system: Appendix B












Rank	tally	Fleet	Division	Nat	SailNo	Helm	M/F	Age	R1	R2	R3	R4	R5	R6	R7	R8	R9	R10	Total	Nett
1	5	T293 Open		 ESP	45	Ruiz González	M		1.0	1.0	(5.0)	1.0	2.0	1.0	1.0	2.0	1.0	1.0	16.0	11.0
2	7	T293 Open		 ESP	59	Martel Sara	F		2.0	4.0	1.0	3.0	1.0	2.0	3.0	1.0	(5.0)	2.0	24.0	19.0
3	247	T293 Open		 ESP	63	Valliverdu David	M		5.0	5.0	2.0	2.0	(8.0 DNF)	5.0	6.0	3.0	7.0	5.0	48.0	40.0
4	1	T293 Open		 BEL	23	van Cleven Morgan	F		6.0	3.0	3.0	(8.0 DSQ)	8.0 DNF	4.0	5.0	5.0	2.0	4.0	48.0	40.0
5	218	T293 Open		 NED	279	van Grasstek Maurice	M		4.0	6.0	4.0	(8.0 DNF)	8.0 RAF	6.0	2.0	4.0	4.0	3.0	49.0	41.0
6	248	T293 Open		 ESP	74	Herrero Camilla	F		3.0	2.0	(8.0 DNF)	8.0 DNC	8.0 DNC	7.0	4.0	8.0 DNC	6.0	6.0	60.0	52.0
7	206	T293 Open		 GBR	9780	Squire Adam	M		7.0	7.0	(8.0 RAF)	8.0 DNC	8.0 DNC	3.0	7.0	8.0 DNC	3.0	7.0	66.0	58.0

Sailwave Scoring Software 2.01 build 8
www.sailwave.com

T293 U15G Fleet

Sailed: 9, Discards: 1, To count: 8, Entries: 22, Scoring system: Appendix B

Rank	Tally	Fleet	Div	Nat	Sailno	HelmName	M/F	R1	R2	R3	R4	R5	R6	R7	R8	R9	Total	Nett
1	109	T293 U15G		 GBR	956	Sills Saskia	F	2.0	(7.0)	2.0	2.0	1.0	2.0	3.0	1.0	1.0	21.0	14.0
2	75	T293 U15G		 GBR	561	Sills Imogen	F	(6.0)	5.0	1.0	1.0	2.0	1.0	1.0	2.0	4.0	23.0	17.0
3	234	T293 U15G		 ITA	157	Maggetti Marta	F	4.0	1.0	5.0	(7.0)	5.0	3.0	2.0	5.0	2.0	34.0	27.0
4	90	T293 U15G		 GBR	719	Labourne Emma	F	3.0	4.0	3.0	4.0	6.0	(23.0 RAF)	5.0	9.0	6.0	63.0	40.0
5	88	T293 U15G		 GBR	703	Finch Noelle	F	12.0	17.0	4.0	3.0	3.0	(23.0 RAF)	6.0	4.0	5.0	77.0	54.0
6	25	T293 U15G		 FRA	95	van der Eerden Perla	F	11.0	(15.0)	8.0	9.0	4.0	5.0	10.0	8.0	3.0	73.0	58.0
7	278	T293 U15G		 ISR	9808	Noga Geller	F	8.0	2.0	11.0	6.0	8.0	4.0	(12.0)	10.0	10.0	71.0	59.0
8	276	T293 U15G		 ISR	118	Witson May	F	1.0	6.0	12.0	(13.0)	11.0	7.0	8.0	13.0	8.0	79.0	66.0
9	142	T293 U15G		 ISR	693	Givati Ofri	F	15.0	13.0	6.0	5.0	7.0	12.0	4.0	7.0	(23.0 BFD)	92.0	69.0
10	277	T293 U15G		 ISR	119	Adi Yaff Cohen	F	7.0	10.0	(14.0)	14.0	9.0	6.0	13.0	6.0	11.0	90.0	76.0
11	216	T293 U15G		 POL	502	Lis Patrvcja	F	18.0	16.0	10.0	11.0	17.0	8.0	(23.0 DNC)	3.0	7.0	113.0	90.0

12	244	T293 U15G	 POL	287	Czurylo Zuzanna	F	5.0	9.0	9.0	(23.0 DNC)	10.0	9.0	23.0 DSQ	14.0	13.0	115.0	92.0
13	18	T293 U15G	 ESP	34	Jimenez Tur Azba	F	13.0	14.0	7.0	8.0	13.0	15.0	7.0	(18.0)	18.0	113.0	95.0
14	156	T293 U15G	 ITA	52	Vacca Elena	F	16.0	8.0	13.0	10.0	(23.0 DNC)	11.0	23.0 RAF	11.0	9.0	124.0	101.0
15	89	T293 U15G	 GBR	714	Hall Emily	F	(17.0)	11.0	15.0	15.0	12.0	13.0	11.0	15.0	15.0	124.0	107.0
16	245	T293 U15G	 POL	245	Ejsymont Karolina	F	9.0	3.0	(23.0 DNC)	23.0 DNC	16.0	10.0	23.0 DNC	16.0	12.0	135.0	112.0
17	215	T293 U15G	 POL	501	Szymanska Zaneta	F	14.0	19.0	17.0	12.0	15.0	(23.0 DSQ)	9.0	12.0	16.0	137.0	114.0
18	105	T293 U15G	 GBR	889	McWilliams Natalie	F	10.0	12.0	16.0	(23.0 DNC)	18.0	14.0	16.0	17.0	17.0	143.0	120.0
19	70	T293 U15G	 GBR	442	Whiteley Harriett	F	20.0	20.0	(23.0 DNC)	23.0 DNC	19.0	17.0	17.0	22.0	14.0	175.0	152.0
20	170	T293 U15G	 ESP	78	Pares Elena	F	(23.0 DNF)	18.0	23.0 DNC	23.0 DNC	14.0	16.0	23.0 DNC	19.0	19.0	178.0	155.0
21	132	T293 U15G	 GER	791	Bender Jennifer	F	19.0	22.0	(23.0 DNC)	23.0 RAF	20.0	18.0	14.0	20.0	23.0 RAF	182.0	159.0
22	246	T293 U15G	 POL	128	Ejsymont Kinga	F	21.0	21.0	(23.0 DNC)	23.0 DNC	23.0 DSQ	19.0	15.0	21.0	20.0	186.0	163.0



IWA Junior, Youth and Masters World Championship 2009

Weymouth and Portland National Sailing Academy















Results are final as of 19:08 on August 29, 2009

















T293 U15B Fleet
















Sailed: 9, Discards: 1, To count: 8, Entries: 66, Scoring system: Appendix B

Rank	Tally	Fleet	Div	Nat	Sailno	HelmName	M/F	R1	R2	R3	R4	R5	R6	R7	R8	R9	Total	Nett
1	110	T293 U15B		<input type="checkbox"/>	926	Martin Kieran	M	1.0	3.0	4.0	(10.0)	2.0	1.0	2.0	1.0	2.0	26.0	16.0
2	188	T293 U15B		<input type="checkbox"/>	47	Chaillot Albert	M	9.0	1.0	3.0	4.0	1.0	2.0	8.0	(11.0)	1.0	40.0	29.0
3	82	T293 U15B		<input type="checkbox"/>	651	Purcell Adam	M	(19.0)	4.0	2.0	5.0	6.0	3.0	7.0	5.0	3.0	54.0	35.0
4	53	T293 U15B		<input type="checkbox"/>	683	Rigolot Victor	M	(18.0)	7.0	1.0	6.0	5.0	5.0	4.0	3.0	11.0	60.0	42.0
5	229	T293 U15B		<input type="checkbox"/>	88	Carboni Mattia	M	11.0	10.0	7.0	(31.0)	3.0	9.0	3.0	6.0	9.0	89.0	58.0
6	233	T293 U15B		<input type="checkbox"/>	60	Benedetti Daniele	M	5.0	(16.0)	9.0	8.0	7.0	13.0	9.0	2.0	8.0	77.0	61.0
7	141	T293 U15B		<input checked="" type="checkbox"/>	692	Ben Hayoun Chen	M	3.0	2.0	16.0	13.0	8.0	6.0	(18.0)	13.0	4.0	83.0	65.0
8	230	T293 U15B		<input type="checkbox"/>	55	Matracia Luca	M	10.0	8.0	11.0	3.0	14.0	8.0	6.0	8.0	(17.0)	85.0	68.0
9	274	T293 U15B		<input checked="" type="checkbox"/>	9	Maayan Raafic	M	2.0	6.0	14.0	9.0	13.0	(22.0)	10.0	4.0	13.0	93.0	71.0
10	34	T293 U15B		<input type="checkbox"/>	218	Lhuillier Romain	M	(24.0)	9.0	6.0	11.0	10.0	4.0	12.0	14.0	5.0	95.0	71.0

11	31	T293 U15B	 FRA	192	Gasparian Damien	M	4.0	(15.0)	10.0	7.0	11.0	15.0	14.0	10.0	7.0	93.0	78.0
12	44	T293 U15B	 FRA	314	Chiapello Dante	M	44.0	(47.0)	8.0	1.0	4.0	11.0	1.0	7.0	15.0	138.0	91.0
13	166	T293 U15B	 ITA	105	Mauro Andrea	M	(67.0 OCS)	12.0	15.0	16.0	21.0	12.0	11.0	12.0	19.0	185.0	118.0
14	22	T293 U15B	 FRA	101	Gourhant Arthur	M	(67.0 OCS)	17.0	23.0	19.0	15.0	7.0	19.0	15.0	21.0	203.0	136.0
15	52	T293 U15B	 FRA	651	Aupinel Hubert	M	43.0	(55.0)	5.0	2.0	20.0	29.0	5.0	17.0	16.0	192.0	137.0
16	73	T293 U15B	 GBR	512	Bradley-Baker Oliver	M	26.0	24.0	12.0	20.0	27.0	(67.0 RAF)	13.0	9.0	6.0	204.0	137.0
17	149	T293 U15B	 ITA	101	Fogli Edward	M	6.0	11.0	20.0	26.0	9.0	10.0	36.0	(67.0 RAF)	23.0	208.0	141.0
18	93	T293 U15B	 GBR	749	York Robert	M	13.0	5.0	24.0	24.0	23.0	19.0	(30.0)	19.0	22.0	179.0	149.0
19	275	T293 U15B	 ISR	293	Itamar Roz	M	(67.0 OCS)	22.0	17.0	14.0	19.0	21.0	16.0	16.0	25.0	217.0	150.0
20	259	T293 U15B	 POL	263	Sosnowski Adam	M	(67.0 OCS)	14.0	22.0	15.0	16.0	17.0	29.0	27.0	14.0	221.0	154.0
21	19	T293 U15B	 ESP	35	Escandell Garrido Drego	M	22.0	(51.0)	25.0	18.0	12.0	16.0	24.0	28.0	10.0	206.0	155.0
22	195	T293 U15B	 GBR	748	Bushell Max	M	12.0	20.0	21.0	23.0	25.0	14.0	25.0	(26.0)	20.0	186.0	160.0
23	47	T293 U15B	 FRA	404	Jolivet Maxence	M	(67.0 OCS)	25.0	18.0	21.0	18.0	26.0	22.0	22.0	26.0	245.0	178.0
24	172	T293 U15B	 SIN	1	Tan Wei Jin Jeddy	M	30.0	30.0	19.0	28.0	17.0	23.0	(42.0)	24.0	12.0	225.0	183.0












25	61	T293 U15B	 GBR	174	Bromhead Ross	M	17.0	28.0	30.0	(44.0)	22.0	18.0	34.0	18.0	18.0	229.0	185.0
26	160	T293 U15B	 NED	1111	van Essen Joris	M	25.0	33.0	29.0	17.0	26.0	24.0	15.0	32.0	(67.0 RAF)	268.0	201.0
27	16	T293 U15B	 ESP	31	Mayans Torres Pau	M	20.0	23.0	26.0	27.0	(67.0 DSQ)	20.0	32.0	20.0	37.0	272.0	205.0
28	43	T293 U15B	 FRA	293	Embroise Victor	M	33.0	31.0	28.0	22.0	24.0	25.0	33.0	23.0	(67.0 RAF)	286.0	219.0
29	153	T293 U15B	 ITA	134	Onali Mattia	M	15.0	19.0	27.0	39.0	33.0	27.0	(45.0)	36.0	24.0	265.0	220.0
30	127	T293 U15B	 GER	2255	Woith Soenke	M	7.0	32.0	33.0	25.0	34.0	35.0	31.0	40.0	(67.0 RAF)	304.0	237.0
31	63	T293 U15B	 GBR	286	Raistrick Luke	M	(67.0 OCS)	13.0	31.0	43.0	40.0	30.0	38.0	21.0	29.0	312.0	245.0
32	68	T293 U15B	 GBR	379	Dickinson Joe	M	(67.0 OCS)	21.0	34.0	34.0	35.0	43.0	27.0	30.0	39.0	330.0	263.0
33	108	T293 U15B	 GBR	948	Dixon Guy	M	34.0	43.0	35.0	30.0	31.0	33.0	(67.0 RAF)	47.0	28.0	348.0	281.0
34	171	T293 U15B	 SIN	6	Chuah Jun Ler	M	32.0	35.0	38.0	40.0	32.0	36.0	44.0	25.0	(45.0)	327.0	282.0
35	179	T293 U15B	 ITA	91	Spatafora Carlo	M	21.0	52.0	(67.0 DNC)	36.0	28.0	34.0	67.0 DSQ	31.0	35.0	371.0	304.0
36	159	T293 U15B	 LTU	718	Voverys Pauliu	M	45.0	(48.0)	42.0	29.0	41.0	47.0	21.0	46.0	38.0	357.0	309.0
37	183	T293 U15B	 TUR	111	Ozbenli Tolga Kagan	M	(67.0 OCS)	57.0	36.0	12.0	30.0	46.0	23.0	42.0	67.0 RAF	380.0	313.0














38	11	T293 U15B	 ESP	257	Iequiero Juan Manuez	M	29.0	18.0	37.0	32.0	44.0	48.0	(67.0 DNC)	41.0	67.0 DSQ	383.0	316.0
39	152	T293 U15B	 ITA	133	Costa Alberto	M	(67.0 OCS)	49.0	32.0	67.0 DNC	29.0	38.0	43.0	29.0	33.0	387.0	320.0
40	151	T293 U15B	 ITA	118	Schirru Andrea	M	40.0	36.0	50.0	41.0	43.0	37.0	(67.0 RAF)	39.0	36.0	389.0	322.0
41	291	T293 U15B	 LAT	28	Keidans Kristaps	M	28.0	53.0	(67.0 DNC)	38.0	45.0	32.0	67.0 DNC	37.0	27.0	394.0	327.0
42	107	T293 U15B	 GBR	935	Barnes Joe	M	47.0	(59.0)	39.0	37.0	36.0	56.0	20.0	55.0	41.0	390.0	331.0
43	112	T293 U15B	 GBR	584	Knight Joash	M	35.0	42.0	41.0	35.0	(67.0 RAF)	49.0	67.0 DSQ	35.0	30.0	401.0	334.0
44	102	T293 U15B	 GBR	865	Grayston Adam	M	39.0	46.0	44.0	(67.0 RAF)	46.0	39.0	35.0	43.0	67.0 RAF	426.0	359.0
45	124	T293 U15B	 GBR	9859	Martin B-al	M	(67.0 OCS)	34.0	40.0	47.0	42.0	41.0	37.0	56.0	67.0 RAF	431.0	364.0
46	60	T293 U15B	 GBR	155	Cooper Sebastian	M	(67.0 OCS)	37.0	67.0 RAF	67.0 RAF	37.0	31.0	26.0	33.0	67.0 RAF	432.0	365.0
47	250	T293 U15B	 ITA	66	Leporatti Ludovico	M	23.0	29.0	(67.0 DNC)	67.0 DNC	47.0	40.0	67.0 DNC	49.0	44.0	433.0	366.0
48	169	T293 U15B	 ESP	81	Sindreu Joan	M	16.0	60.0	55.0	(67.0 DNC)	55.0	55.0	28.0	58.0	40.0	434.0	367.0
49	193	T293 U15B	 GRE	29	Petrogiannis George	M	48.0	62.0	52.0	(67.0 RAF)	49.0	54.0	17.0	53.0	34.0	436.0	369.0
50	126	T293 U15B	 GBR	997	Brubert Zach	M	49.0	38.0	45.0	45.0	51.0	59.0	46.0	38.0	(67.0 RAF)	438.0	371.0
51	115	T293 U15B	 GBR	9768	Reynolds Mark	M	(67.0 OCS)	44.0	49.0	48.0	48.0	44.0	40.0	34.0	67.0 RAF	441.0	374.0













52	86	T293 U15B	 GBR	696	Cornfield Rhys	M	42.0	56.0	48.0	42.0	(67.0 DNC)	42.0	67.0 DNC	51.0	32.0	447.0	380.0
53	117	T293 U15B	 GBR	980	May Lewis	M	8.0	58.0	53.0	46.0	62.0	(67.0 DNC)	67.0 DNC	44.0	46.0	451.0	384.0
54	65	T293 U15B	 GBR	309	Page Fynn	M	(67.0 OCS)	40.0	13.0	51.0	52.0	58.0	67.0 DNC	61.0	47.0	456.0	389.0
55	100	T293 U15B	 GBR	852	Bloodworth Henry	M	46.0	61.0	46.0	33.0	39.0	45.0	(67.0 DNC)	52.0	67.0 RAF	456.0	389.0
56	62	T293 U15B	 GBR	212	Kerr Callum	M	36.0	45.0	54.0	50.0	53.0	52.0	41.0	59.0	(67.0 RAF)	457.0	390.0
57	225	T293 U15B	 ESP	110	Doncel Garcia Alejandro	M	27.0	41.0	43.0	(67.0 DNC)	38.0	67.0 RAF	67.0 DNC	48.0	67.0 DSQ	465.0	398.0
58	192	T293 U15B	 GRE	60	Sfakianakis Charalampos	M	50.0	64.0	(67.0 DNC)	49.0	50.0	53.0	39.0	67.0 DNC	31.0	470.0	403.0
59	96	T293 U15B	 GBR	808	Griffiths Robert	M	38.0	26.0	(67.0 DNC)	67.0 DNC	58.0	28.0	67.0 DNC	57.0	67.0 RAF	475.0	408.0
60	20	T293 U15B	 GBR	9827	Wardle Edward	M	14.0	39.0	(67.0 RAF)	67.0 RAF	54.0	51.0	67.0 DNC	50.0	67.0 RAF	476.0	409.0
61	128	T293 U15B	 GER	527	Schwidetzky Jan	M	37.0	54.0	(67.0 RAF)	67.0 DNS	59.0	57.0	67.0 RAF	45.0	43.0	496.0	429.0
62	300	T293 U15B	 SWE	99	Bertilsson Martin	M	31.0	27.0	47.0	(67.0 DNC)	67.0 DNC	67.0 DNC	67.0 DNC	67.0 DNC	67.0 DNC	507.0	440.0
63	186	T293 U15B	 USA	09	Sayre Rasmus	M	(67.0 OCS)	65.0	51.0	67.0 RAF	57.0	61.0	67.0 DNC	54.0	42.0	531.0	464.0
64	265	T293 U15B	 GER	1002	Schliemann Tom- Frederic	M	41.0	50.0	(67.0 DNC)	67.0 DNF	56.0	50.0	67.0 DNC	67.0 DNC	67.0 DNC	532.0	465.0
65	118	T293 U15B	 GBR	9805	Harley Chris	M	51.0	66.0	(67.0 OCS)	67.0 DNC	60.0	62.0	47.0	62.0	67.0 RAF	549.0	482.0
66	122	T293 U15B	 GBR	984	Sylvester Nick	M	(67.0 OCS)	63.0	67.0 RAF	67.0 RAF	61.0	60.0	67.0 DNC	60.0	67.0 RAF	579.0	512.0












T293 U17G Fleet

Sailed: 9, Discards: 1, To count: 8, Entries: 48, Scoring system: Appendix B

Rank	Tally	Fleet	Div	Nat	Sailno	HelmName	M/F	R1	R2	R3	R4	R5	R6	R7	R8	R9	Total	Nett
1	227	T293 U17G		 ITA	82	Fanciulli Veronica	F	1.0	3.0	1.0	5.0	6.0	7.0	(10.0)	2.0	1.0	36.0	26.0
2	51	T293 U17G		 FRA	6	Humeau Clidane	F	9.0	8.0	10.0	2.0	2.0	(49.0 RAF)	1.0	5.0	3.0	89.0	40.0
3	147	T293 U17G		 ISR	633	Zaga Hadas	F	2.0	1.0	3.0	9.0	9.0	(49.0 RAF)	11.0	4.0	2.0	90.0	41.0
4	28	T293 U17G		 FRA	161	Mattei Léa	F	12.0	(49.0 DSQ)	8.0	10.0	8.0	1.0	6.0	1.0	4.0	99.0	50.0
5	144	T293 U17G		 ISR	635	Cohen Naomi	F	10.0	(11.0)	11.0	3.0	3.0	3.0	7.0	9.0	7.0	64.0	53.0
6	262	T293 U17G		 POL	416	Idziak Hanna	F	7.0	(12.0)	2.0	12.0	4.0	4.0	8.0	7.0	11.0	67.0	55.0
7	148	T293 U17G		 ITA	1	Fogli Catherine	F	(17.0)	9.0	7.0	4.0	7.0	11.0	4.0	8.0	5.0	72.0	55.0
8	81	T293 U17G		 GBR	638	Bennett Chloe	F	(27.0)	27.0	6.0	1.0	11.0	5.0	2.0	3.0	9.0	91.0	64.0
9	251	T293 U17G		 POL	919	Skwarczynska Sylwia	F	8.0	13.0	4.0	6.0	1.0	6.0	(49.0 RAF)	21.0	13.0	121.0	72.0
10	212	T293 U17G		 POL	120	Kraszewska Monika	F	6.0	4.0	17.0	(21.0)	15.0	2.0	12.0	18.0	6.0	101.0	80.0
11	280	T293 U17G		 ISR	9738	Lora Kishon	F	4.0	5.0	12.0	14.0	(17.0)	14.0	15.0	12.0	10.0	103.0	86.0

12	113	T293 U17G	 GBR	969	Rogers Jade	F	(24.0)	23.0	9.0	8.0	13.0	16.0	5.0	10.0	8.0	116.0	92.0
13	260	T293 U17G	 POL	4	Zayaczkowska Karolina	F	(23.0)	15.0	5.0	11.0	5.0	8.0	13.0	23.0	22.0	125.0	102.0
14	281	T293 U17G	 ISR	632	Yuval Atar	F	3.0	17.0	18.0	18.0	19.0	10.0	(28.0)	25.0	14.0	152.0	124.0
15	40	T293 U17G	 FRA	262	Keruzoré Océane	F	(28.0)	22.0	15.0	17.0	14.0	15.0	9.0	26.0	17.0	163.0	135.0
16	258	T293 U17G	 POL	414	Sikorska Hanna	F	16.0	2.0	34.0	28.0	12.0	13.0	20.0	(36.0)	12.0	173.0	137.0
17	282	T293 U17G	 ISR	9748	Koral Helft	F	5.0	7.0	22.0	19.0	(29.0)	20.0	18.0	22.0	26.0	168.0	139.0
18	91	T293 U17G	 GBR	739	Townsend Laurel	F	15.0	16.0	20.0	25.0	27.0	12.0	(33.0)	19.0	25.0	192.0	159.0
19	41	T293 U17G	 FRA	265	Derennes Lola	F	(43.0)	38.0	16.0	16.0	16.0	9.0	22.0	24.0	20.0	204.0	161.0
20	217	T293 U17G	 POL	118	Dmuchowska Barbara	F	22.0	35.0	13.0	(49.0 DNC)	10.0	49.0 DSQ	3.0	16.0	19.0	216.0	167.0
21	6	T293 U17G	 BEL	26	Vanhoorne Andrea	F	37.0	(40.0)	21.0	20.0	23.0	23.0	17.0	11.0	23.0	215.0	175.0
22	174	T293 U17G	 SIN	11	Yong Audrey	F	18.0	10.0	(31.0)	23.0	30.0	27.0	30.0	15.0	28.0	212.0	181.0
23	196	T293 U17G	 USA	143	Lepert Marion	F	34.0	25.0	42.0	13.0	22.0	24.0	(49.0 RAF)	6.0	16.0	231.0	182.0
24	87	T293 U17G	 GBR	699	Robinson Robyn	F	32.0	(37.0)	19.0	7.0	34.0	17.0	14.0	31.0	30.0	221.0	184.0

25	137	T293 U17G	 HKG	37	MAN Ka Kei	F	25.0	18.0	23.0	(33.0)	31.0	28.0	25.0	17.0	24.0	224.0	191.0
26	241	T293 U17G	 ESP	116	Lagoa Patino Lara	F	11.0	19.0	(35.0)	32.0	26.0	21.0	32.0	29.0	21.0	226.0	191.0
27	30	T293 U17G	 FRA	186	Quere Manon	F	33.0	31.0	14.0	15.0	18.0	(49.0 RAF)	16.0	20.0	49.0 RAF	245.0	196.0
28	271	T293 U17G	 ITA	34	Nuccio Anna	F	13.0	14.0	37.0	30.0	28.0	29.0	(49.0 DNC)	34.0	15.0	249.0	200.0
29	157	T293 U17G	 ITA	93	Colombo Silvia	F	(30.0)	30.0	24.0	29.0	21.0	18.0	29.0	27.0	27.0	235.0	205.0
30	164	T293 U17G	 NED	93	Schoots Lisette	F	36.0	(39.0)	25.0	24.0	24.0	22.0	26.0	14.0	38.0	248.0	209.0
31	57	T293 U17G	 FRA	813	De Souza Alizée	F	21.0	33.0	29.0	22.0	(40.0)	36.0	24.0	33.0	29.0	267.0	227.0
32	211	T293 U17G	 POL	602	Chwialkowska Aleksandra	F	31.0	26.0	26.0	35.0	20.0	25.0	27.0	(39.0)	39.0	268.0	229.0
33	256	T293 U17G	 POL	241	Pellowska Songa	F	20.0	24.0	32.0	34.0	33.0	30.0	31.0	(35.0)	33.0	272.0	237.0
34	254	T293 U17G	 POL	439	Kwasniewska Kamila	F	19.0	28.0	33.0	27.0	36.0	32.0	(49.0 DSQ)	37.0	35.0	296.0	247.0
35	173	T293 U17G	 SIN	15	Ng Amanda	F	26.0	6.0	38.0	(49.0 DNC)	35.0	26.0	49.0 DNC	42.0	32.0	303.0	254.0
36	268	T293 U17G	 TUR	30	Cilingiroglu Simla	F	39.0	45.0	28.0	36.0	(49.0 RAF)	35.0	21.0	13.0	49.0 BFD	315.0	266.0
37	125	T293 U17G	 GBR	994	Barratt Amy	F	38.0	32.0	27.0	31.0	32.0	37.0	(49.0 DNC)	38.0	37.0	321.0	272.0

38	78	T293 U17G	 GBR	599	Kenmuir Amy	F	14.0	20.0	(49.0 DNC)	49.0 RAF	25.0	19.0	49.0 DNC	49.0 DNC	49.0 DNC	323.0	274.0
39	101	T293 U17G	 GBR	853	Grayston Gemma	F	35.0	36.0	40.0	(49.0 DNC)	38.0	34.0	34.0	30.0	36.0	332.0	283.0
40	181	T293 U17G	 EST	212	Vainkula Betti	F	45.0	44.0	36.0	(49.0 DNC)	37.0	31.0	19.0	40.0	41.0	342.0	293.0
41	94	T293 U17G	 GBR	758	Hargreaves Annalee	F	(47.0)	43.0	30.0	26.0	43.0	42.0	23.0	45.0	43.0	342.0	295.0
42	7	T293 U17G	 CAN	28	Caron Audrey	F	41.0	(47.0)	41.0	37.0	41.0	40.0	36.0	28.0	40.0	351.0	304.0
43	95	T293 U17G	 GBR	767	Kennedy Caitlin	F	48.0	46.0	39.0	(49.0 DNC)	39.0	33.0	49.0 DNC	32.0	31.0	366.0	317.0
44	198	T293 U17G	 USA	294	Samson Margot	F	44.0	29.0	(49.0 RAF)	49.0 RAF	46.0	41.0	49.0 DNC	44.0	18.0	369.0	320.0
45	9	T293 U17G	 CAN	8	de Alcala Caroline	F	29.0	21.0	(49.0 RAF)	49.0 RAF	49.0 DNC	49.0 DNC	49.0 DNC	41.0	34.0	370.0	321.0
46	119	T293 U17G	 GBR	9806	Harley Joanna	F	42.0	34.0	(49.0 RAF)	49.0 RAF	44.0	39.0	35.0	43.0	42.0	377.0	328.0
47	97	T293 U17G	 GBR	810	Burns Hannah	F	40.0	41.0	(49.0 DNC)	49.0 RAF	42.0	38.0	49.0 DNC	49.0 RAF	49.0 DNC	406.0	357.0
48	66	T293 U17G	 GBR	336	Guest Elodie	F	46.0	42.0	(49.0 DNC)	49.0 DNC	45.0	43.0	49.0 DNC	46.0	44.0	413.0	364.0

Sailwave Scoring Software 2.01 build 8
www.sailwave.com